

---

CALIFORNIA CHERRY ADVISORY BOARD  
WASHINGTON STATE FRUIT COMMISSION  
COMPREHENSIVE INDUSTRY STRATEGIC PLAN (CISP)  
WORKSHOP FINDINGS AND RECOMMENDATIONS



***“We’ve all met and now trust each other and know that  
if we have a crisis we will be there to cover each other.”***  
*-- US Fresh Cherry Industry Member*

Prepared by Bryant Christie Inc.  
for the California Cherry Advisory Board and  
the Washington State Fruit Commission

October 20, 2006

## TABLE OF CONTENTS

---

<b>I.</b>	<b>INTRODUCTION</b> .....	1
<b>II.</b>	<b>EXECUTIVE SUMMARY</b> .....	2
<b>III.</b>	<b>GLOBAL SUPPLY AND DEMAND FOR SWEET CHERRIES</b> .....	3
	PRODUCTION .....	3
	EXPORTS .....	4
	IMPORTS .....	5
<b>IV.</b>	<b>PRODUCTION</b> .....	7
	CHALLENGES .....	7
	SOLUTIONS .....	10
	RECOMMENDATIONS .....	11
<b>V.</b>	<b>TRADE POLICY</b> .....	12
	TARIFF AND NON-TARIFF BARRIERS .....	12
	RECOMMENDATIONS .....	13
<b>VI.</b>	<b>MARKETING</b> .....	14
	POTENTIAL MARKET DEVELOPMENT COOPERATION .....	14
	HEALTH RESEARCH .....	15
	RECOMMENDATIONS .....	15
<b>VII.</b>	<b>CONCLUSIONS AND RECOMMENDATIONS</b> .....	16
<b>VIII.</b>	<b>APPENDIX</b>	
	PRODUCTION, EXPORT, AND IMPORT STATISTICS	
	TARIFF INFORMATION	

## I. INTRODUCTION

The California Cherry Advisory Board (CCAB) and the Washington State Fruit Commission (WSFC) representing the Northwest cherry industry agreed to develop a Comprehensive Industry Strategic Plan (CISP) for the US fresh sweet cherry industry. To initiate the plan, CCAB and WSFC board representatives met for a half-day workshop at the Benson Hotel in Portland, Oregon on March 1, 2006. The industry group hired Bryant Christie Inc. (BCI) to facilitate the workshop and draft recommendations for the CISP. Workshop participants included:



CCAB	WSFC	BCI
Jim Culbertson, Staff	B.J. Thurlby, Staff	James Christie
LaVerne Collins, Staff	Teresa Baggarley, Staff	Mike Rucier
Arnie Toso	Norm Gutzwiler	
Mike Collins	Jim Kelley	
Tom Gotelli	Kyle Mathison	
Jeff Colombini	Valerie Woerner	
Ralph Santos	Bryce Molesworth	
Lawrence Sambado	Bob Bailey	
	David Severn, staff	
	Keith Hu, Staff	

The objectives of the meeting were to:

- Review and discuss current world trade and demand for sweet cherries
- Identify and define production, sales, and trade challenges
- Identify what is already being done to address these challenges
- Outline what the California and Northwest industries can do to resolve remaining barriers

Based on the discussion during the meeting, this report includes conclusions and recommendations for the US fresh sweet cherry industry to consider as it develops a long term plan. For more information about the findings presented in this report, please contact:

Bryant Christie Inc.  
 1425 4<sup>th</sup> Avenue, Suite 808  
 Seattle, WA 98101  
 Tel: 206-292-6340  
 Fax: 206-292-6341  
 Email: rucier@bryantchristie.com

## II. EXECUTIVE SUMMARY

Representatives from the California Cherry Advisory Board (CCAB) and the Washington State Fruit Commission (WSFC) representing the Northwest cherry industry held a joint meeting on March 1, 2006 to discuss challenges and opportunities facing the US fresh sweet cherry industry. The objectives of the meeting were to:

- Review and discuss current world trade and demand for sweet cherries
- Identify and define production, sales, and trade challenges
- Identify what is already being done to address these challenges
- Outline what industry can do to resolve remaining barriers

This report summarizes the group's discussion and includes conclusions and recommendations to help the US fresh sweet cherry industry formulate its Comprehensive Industry Strategic Plan (CISP).

Overall, the CCAB and WSFC representatives found that the two organizations already collaborate on a number of initiatives related to production research, trade policy, marketing, and health research. However, more can be done to strengthen these ties. In particular, CCAB and WSFC should:

- Explore grant opportunities to help fund research on the possibility of conceptualizing, developing, and testing mechanical harvesting methods
- Seek university support and grant opportunities to fund research to explore the benefits and challenges of converting existing orchards to a "fruiting wall" system to aid in harvest
- Develop a long-term research plan to improve product quality and safety through chemical usage, orchard management, and varietal development
- Continue to address retailers' desire for single-source supply-managers by considering further alliances within the industry such as sales desk consolidation and packing shed management
- Make it standard operating procedure to coordinate trade policy efforts between the two organizations
- Explore grant opportunities to conduct exploratory research in India, China, and Russia
- Seek partnerships with European suppliers to gain a better understanding of competitive factors in Europe and to help define windows of opportunity
- Share representatives and resources where it makes sense to do so
- Form a Nutritional Committee to develop and implement a health research plan

At the conclusion of the meeting, the CCAB and WSFC representatives were complimentary of this CISP process and eager to work together to ensure the long-term health of the US fresh sweet cherry industry.

### III. GLOBAL SUPPLY AND DEMAND FOR SWEET CHERRIES

Cherries are commercially produced in more than 60 countries and offer some of the highest margins in retail produce sections. With their relatively short season, cherries are in high demand. In response, many of the world's top producing areas are expanding production. In fact, global cherry production has steadily increased in the last decade, rising 27% between 1994 and 2004.<sup>1</sup> As the world's second largest sweet cherry producer behind Turkey, the United States is poised for expansion. Primarily grown in the Western states of Washington, Oregon, and California, US sweet cherry production could increase by 50% in the next five to ten years based on current plantings. Turkey continues to set new records annually and China, while not a dominant global player currently, could account for one-third of the world's total output in the next ten to fifteen years. With production continuing to increase around the world, the US industry is seeking to address challenges to remain competitive, while exploring opportunities to expand distribution in existing and new markets. This section provides additional information about global cherry production and trade.

#### PRODUCTION

The United States accounts for 13% to 14% of the world's cherry production. Turkey produces a similar amount with Iran coming in a close third at 12%. Other key producers include Germany, Russia, Italy, Spain, the Ukraine, France, and Syria. The following table shows production for both tart and sweet cherries for the top ten producing countries between 2000 and 2005.

**Top Ten Global Cherry Producing Countries (2000-2005)  
 (18-lb. boxes)**

Cherries Production (18-lb. Boxes)	Year					
	2000	2001	2002	2003	2004	2005
Turkey	28,169,889	30,619,444	25,720,333	32,456,611	30,007,056	31,844,222
United States of America	22,666,962	25,599,080	20,155,433	27,299,929	31,455,355	30,619,444
Iran, Islamic Rep of	26,493,536	26,771,683	26,945,111	27,190,067	27,435,022	27,435,022
Germany	20,784,479	17,134,641	13,472,556	13,227,600	14,697,333	14,697,333
Russian Federation	10,410,611	10,778,044	10,410,611	11,023,000	12,247,778	13,472,556
Italy	17,841,583	13,595,033	15,432,200	13,360,611	11,656,088	13,218,047
Spain	13,827,741	10,484,098	14,107,235	13,224,538	7,691,604	10,937,266
Ukraine	9,332,807	6,724,030	8,879,639	9,038,860	10,447,354	9,798,222
France	8,144,037	6,807,192	8,423,899	6,225,056	7,208,920	8,940,878
Syrian Arab Republic	6,893,662	6,221,259	4,865,797	4,866,042	4,862,368	4,862,368

Source: FAO Agricultural Database

<sup>1</sup> Statistical database maintained by the Food and Agriculture Organization (FAO) of the United Nations. Database does not distinguish between tart and sweet cherries.

### Top Ten Global Cherry Producing Countries (2000-2005) (20-lb. boxes)

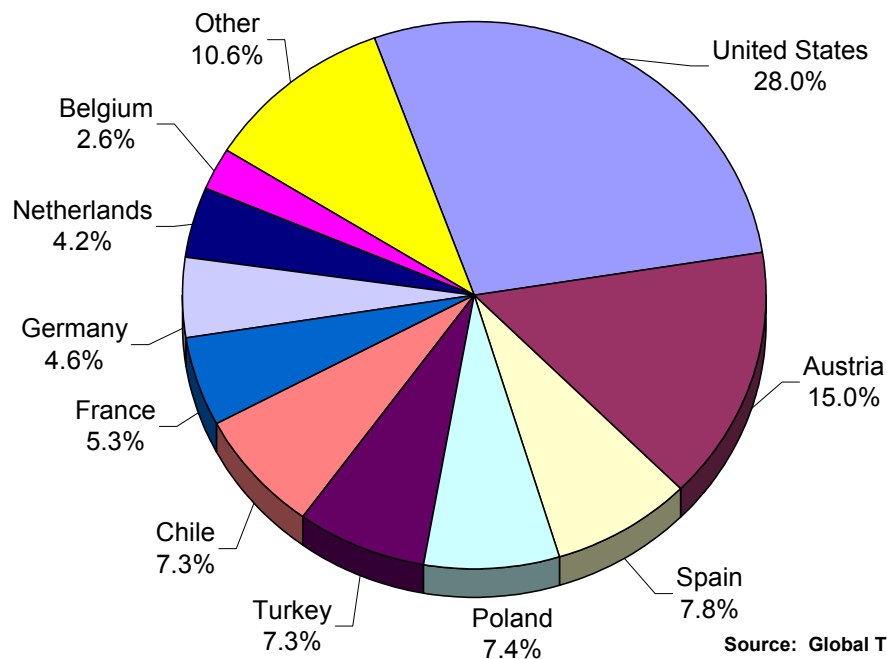
Cherries Production (20-lb. Boxes)	Year					
	2000	2001	2002	2003	2004	2005
Turkey	25,352,900	27,557,500	23,148,300	29,210,950	27,006,350	28,659,800
United States of America	20,400,266	23,039,172	18,139,890	24,569,936	28,309,820	27,557,500
Iran, Islamic Rep of	23,844,182	24,094,514	24,250,600	24,471,060	24,691,520	24,691,520
Germany	18,706,031	15,421,177	12,125,300	11,904,840	13,227,600	13,227,600
Russian Federation	9,369,550	9,700,240	9,369,550	9,920,700	11,023,000	12,125,300
Italy	16,057,425	12,235,530	13,888,980	12,024,550	10,490,479	11,896,242
Spain	12,444,967	9,435,688	12,696,512	11,902,084	6,922,444	9,843,539
Ukraine	8,399,526	6,051,627	7,991,675	8,134,974	9,402,619	8,818,400
France	7,329,634	6,126,473	7,581,509	5,602,550	6,488,028	8,046,790
Syrian Arab Republic	6,204,296	5,599,133	4,379,217	4,379,438	4,376,131	4,376,131

Source: FAO Agricultural Database

## EXPORTS

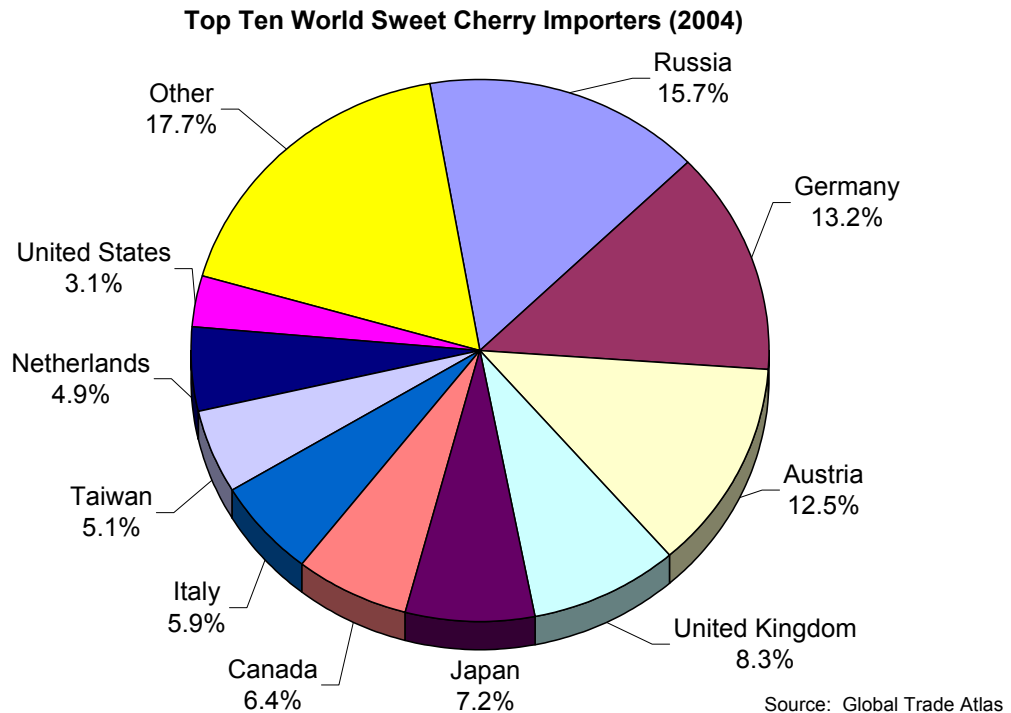
Although Turkey and Iran are relatively large producers, they play a less dominant role in terms of exports. **The United States accounts for the largest share of the global fresh sweet cherry exports (28%)** followed by Austria (15%) and Spain (7.8%). Turkey ranks fifth with 7.3% of the world's exports while Iran does not appear to export any cherries. **Key export markets for the United States include Japan, Canada, Taiwan, the United Kingdom, and Hong Kong.** In its top three markets, the United States is by far the largest supplier. Austria and Spain's top markets are within Europe and include Germany, Belgium and the Netherlands, the United Kingdom, and Italy. The following graph illustrates the relative size of key fresh sweet cherry exporting countries. Additional information showing the destination for each country's exports is available in the appendix of this report.

**Top Ten World Sweet Cherry Exporters (2004)**



## IMPORTS

Top fresh sweet cherry importers include Russia (15.7%), Germany (13.2%), and Austria (12.5%). **While these are the world's top import markets, the United States exports little if any fresh sweet cherries to these countries.** In fact, in the last five years, US shippers exported an average of less than 100 boxes per year to Russia, fewer than 3,000 boxes to Germany, and an average of only about 150 boxes to Austria. The following graph illustrates the relative size of the world's top ten sweet cherry importers, and the appendix of this report contains details regarding suppliers to each of these countries.



The large demand in Russia, Germany, and Austria would suggest an opportunity for the United States. However, **US shippers must overcome competition to succeed.** The top three exporters to Russia include Poland, Uzbekistan, and Turkey. Germany's top suppliers include Austria, Spain, and Italy. Finally, Austria gets most of its cherries from Turkey, Italy, and Germany. Based on statistics, it appears that the same countries, particularly Austria and Germany, are sending cherries back and forth. Since Germany and Austria share a border, there might be transshipments causing this statistical anomaly.

From this data, it would appear that Europe is the top market for cherries both on the import and the supply side with Turkey playing an important export role. Suppliers within this region enjoy preferential tariffs and taxes, and have much lower transportation costs compared to the United States. It is clear that Europe is an important market for cherries. However, **the United States must demonstrate characteristics other than price to attract European buyers.** For instance, European retailers often suggest that the quality of California and Northwest

cherries is much better than that of cherries produced in Europe or Turkey. **US suppliers should capitalize on this quality difference to compete in European markets.**

**The United Kingdom is one market where the United States is relatively competitive with European suppliers.** On average, the United States represents approximately 13% of the fresh sweet cherry market in the UK. However, Spain with 28% of the market and Turkey with 29% are the top suppliers. Although the United States ranks among the top three exporters to the UK and this is the fourth largest export market for the US industry overall, California and Northwest sweet cherry suppliers ship less than half of the next largest supplier to the UK. The United States is able to demonstrate the quality differences of US fruit in many retail chains in the UK, but a lower price from other European suppliers creates significant competitive pressures.

To expand its market share in its only strong European market, **the United States must continue to differentiate itself from European competition in terms of quality.** Fortunately, a few higher-end retailers such as Marks & Spencer and Waitrose prefer to stock higher quality US fruit knowing their customers are willing to pay a premium for quality. Most of the main retail chains in the UK are starting



to open higher-end “convenience” stores located in the high streets of main metropolitan areas, particularly throughout London. Such stores include Tesco Express, Sainsbury Local, Marks & Spencer’s Simply Foods, among others. These chains appeal to a higher-income consumer looking for a snack during work or to pick-up a quick meal on the way home. **US suppliers of premium quality cherries have an opportunity to expand distribution to these types of retail outlets.**



## IV. PRODUCTION

Much of the workshop discussion focused on production challenges facing the California and Northwest cherry industries. Workshop participants tried to determine what constraints currently impede production. Results of this discussion are outlined below.

### CHALLENGES

The workshop participants covered many different production challenges, including labor, environmental regulations, transportation, packaging styles, food safety regimes, retail consolidation, and product quality. The following discusses each of these areas in greater detail.

#### Labor

Workshop participants were most concerned with labor issues. Like other tree fruits, the US sweet cherry industry is heavily dependent on migrant labor to assist with harvest from picking the fruit to sorting and packing. However several issues are complicating the west coast temporary labor market including immigration reform, safety regulations restrictions on the use of ladders in orchards, housing regulations for temporary workers, increasing minimum wage standards, and rising incomes in Mexico. **Addressing these labor challenges is perhaps the single most important factor to maintain the long term health of the US fresh sweet cherry industry.**



#### Environmental Regulations

Increasing federal and state environmental regulations are creating a growing burden on US agriculture in general. But Washington, Oregon, and California are particularly affected by some of the strictest environmental standards in the country. These standards cover a wide variety of areas including pesticide use, watershed management, spray drift restrictions, soil contamination, etc. **It has become increasingly difficult and costly to grow agricultural goods at a competitive price given the increasing environmental regulations that add significant costs to the production process.**

### Transportation Challenges

The US cherry industry also faces transportation challenges. Rising fuel costs have increased trucking, shipping, and air freight rates for all producers. However, **the long distances US cherries must travel to reach foreign ports puts it at a comparative disadvantage to the competition**, particularly European suppliers in European markets. The majority of US exported fruit is air freighted which adds even greater costs compared to trucking rates. Furthermore, airline cutbacks mean fewer planes are departing for foreign ports. A lack of available cargo space puts a further premium on costs and restricts shipping flexibility. This is especially problematic around Memorial Day for California and Independence Day for the Northwest when each of the respective industries are reaching their harvest peak.

### Packaging Styles

Ultimately, the goal of a seller is to create a satisfied customer, which means keeping retailers happy. Unfortunately, retailers are very picky about how their cherries are packaged. Increasingly, retailers are seeking to present their cherries in some type of consumer pack versus bulk displays. The benefits to the retailer are numerous and include a reduction of shrink, unitizing cherry sales, fewer consumer



claims from falls in the produce section, less handling of the fruit, etc. However, each retailer has different demands for the types of packaging they prefer, and these preferences often change from one year to the next. Shippers are left with large inventories of packaging, must adjust machinery to accommodate different pack styles, and realize reduced profit margins due to the added cost of the packaging and shipping. Although the majority of cherries are still shipped in bulk, **increasing demands from retailers for consumer packaged cherries are driving up the costs of production for the US cherry industry.**

### Food Safety Regimes

In addition to packaging styles, retailers are also becoming increasingly involved in regulatory matters, further adding to the cost of production. European retailers are now often requiring their suppliers to be certified by one or more food safety programs including EurepGAP, the British Retail Consortium (BRC), and/or Tesco's Natures Choice. Each of these programs has rigorous requirements that add a significant cost to suppliers in terms of time and labor. These requirements are particularly problematic for smaller companies that have very few staff members available to address the requirements and file the associated paperwork. Rising food safety concerns around the world almost guarantee that these regulatory programs will spread beyond Europe and will be the norm rather than the exception. **US companies will need to conform to these regimes if they want to continue exporting.**

### Retail Consolidation

Retailers grow more and more powerful each year as consolidation reduces the number of players. These powerful retailers are starting to select a few suppliers in key areas to act as category managers. Therefore, one retailer might have a single distributor that ensures cherries fill their shelves as many months out of the year as possible (pulling from southern hemisphere suppliers to fill shelves during winter months). Consolidation and buying concentration pose several problems. Most importantly, such a climate greatly restricts access for smaller companies. Furthermore, if a supplier falls out of favor with one retailer, there are few alternatives.



### Product Quality

One advantage of retail consolidation for the consumer is a more consistent product. Retailers are requiring that perfect produce be on their shelves throughout the year. With so many southern hemisphere suppliers expanding distribution, gone are the days of seasonal products. Consumers expect to see apples, pears, and tree fruit 12 months out of the year, and they expect each piece of fruit to taste exactly like it did the last time they purchased that item. Retailers are fueling this consumer demand for consistency by increasing standards for quality from suppliers.

Unfortunately for the cherry industry, it is very difficult to produce consistently high quality fruit throughout the growing season. The vast number of varieties aggravates this problem. The majority of cherry growers would agree that the Bing variety offers the best color, taste, and crunch of any cherry variety. It is no coincidence that Bings are the primary sweet cherry produced. However, in an effort to extend the cherry season, growers have invested heavily in earlier and later varieties compared to Bings. These other varieties can be less appealing. For example, early fruit is often subjected to more damage from spring rains that, while having no affect on flavor, can crack the skins making the cherries unsuitable for mainstream sales.

A lack of variety definition makes it difficult for consumers to understand these quality differences. A red cherry is a red cherry. Therefore, **a consumer might have a bad experience early in a season and not buy again for some time.** California attempts to address this problem by focusing its marketing efforts solely on the Bing variety whereas the Northwest industry promotes all varieties.<sup>2</sup> Nevertheless, even with California's attempt to promote the "Bing as king," other red cherries are available 30 days or more before Bings hit store shelves. Consumers lack an understanding that these cherries are going to be different from those that arrive later in the season. **The wide quality differences between varieties could limit demand later in the season.**

---

<sup>2</sup> California is beginning to grow and promote more Rainier cherries. These are considered a white (or yellow) cherry and are therefore differentiated from their red cherry cousins.

## SOLUTIONS

Industry's ability to overcome production challenges is somewhat limited. Labor issues will continue to impact farming communities, it is unlikely fuel costs will fall, and retailers will continue to emphasize product safety, packaging, and quality. Nevertheless, the US fresh sweet cherry industry is exploring some options to help address a few of these issues.

### Labor

Reducing the need for labor is perhaps the biggest area of concern within the US fresh sweet cherry industry. Packing houses are becoming increasingly more sophisticated and are helping to lower production costs. Optical sorters are starting to replace manual labor on packing lines, and additional machinery is allowing for flexibility in pack styles. Furthermore, many of the packing sheds are starting to combine their sales forces to penetrate the increasingly consolidated retail sector. As a result, the industry is starting to consolidate and multi-state operations are becoming more common.

Despite these advancements, fresh sweet cherries are still harvested like they have been for centuries: hand picked by workers on ladders. Industry is exploring several options to reduce the labor necessary for harvest as well as improving worker safety. **Mechanical harvesting is one area under consideration** but is still in the conceptual stage. It will likely be many years before any practical application is developed. Another solution requires growers to change how they grow cherries. **There is research and experimentation with planting and pruning trees in such a way so they create a "fruiting wall."** This allows pickers to stand on a moving platform that runs between rows of the trees requiring less labor to pick the fruit and removes the need for ladders which would address increasing safety concerns. Because of the capital investment required in replanting an orchard, and the uncertainty on the affects this method would have on yields, it would be some time before an entire industry could convert to this progressive style of production.

### Environmental Regulations

Rising concerns regarding food safety ensures that environmental regulations for food production will only become stricter as time passes. Such regulations force industries to explore the efficacy of chemicals and growing practices deemed safer for the environment. **There are online resources to help industries to better understand regulations around the world concerning chemical usage.** One website in particular, [www.mrldatabase.com](http://www.mrldatabase.com), funded by the USDA's Foreign Agriculture Service (FAS), provides the maximum residue limits for chemicals that have a permanently established tolerance with the US Environmental Protection Agency on specialty crops for 76 countries in addition to tolerances for the European Union and Codex. Referring to this database allows growers to better understand what chemical products can and cannot be used when planning for export sales. Both the California and Northwest cherry industries utilize this database in their trade policy program which seeks to harmonize sweet cherry MRLs around the world with US tolerances. Such cooperation within the sweet cherry

industry helps to avoid a duplication of effort and allows the US industry to speak with a common voice during trade negotiations.

In addition to trade policy work, the California and Northwest sweet cherry industries cooperate in other ways that benefit the environment. In particular, **the industries share findings from research activities on growing and harvesting, chemical efficacy, water usage, etc.** While varied growing environments necessitate different research needs, **there is already a strong spirit of cooperation between the California and Northwest cherry industries.**

### **Transportation Challenges**

Transportation challenges are difficult to address on an industry-wide basis. The issue of a lack of “lift” (a dearth of airfreight cargo space during the season) could be addressed by the industry through the use of chartered planes, particularly to foreign ports. The industry could easily fill entire planes during periods of heavy usage. This would guarantee shippers cargo space and could allow the entire industry to negotiate for cheaper rates. However, the challenges of timing such shipments combined with the extremely high level of coordination required, make chartered flights a difficult endeavor.

### **Customer Satisfaction**

Industry must continue to satisfy retailers who are making more and more strict demands on food safety, packaging options, and product quality. As the number of retailers shrinks through consolidation, **suppliers must work even harder to make sure their partners remain happy, while maintaining healthy profit margins for growers.** The California and Northwest sweet cherry industries are already taking steps to improve their position with retailers with some operations **consolidating sales desks and coordinating packing shed management.** In this way, suppliers can ensure their product has a customer and industry has greater flexibility managing quality, pack styles, and supply volumes.

## **RECOMMENDATIONS**

While the California and Northwest cherry industries already cooperate in a number of areas in respect to overcoming production challenges, there is room for additional collaboration. In particular, CCAB and WSFC should:

- Explore grant opportunities to help fund research on the possibility of conceptualizing, developing, and testing mechanical harvesting methods
- Seek university support and grant opportunities to fund research to explore the benefits and challenges of converting existing orchards to a “fruiting wall” system to aid in harvest
- Develop a long-term research plan to improve product quality and safety through chemical usage, orchard management, and varietal development
- Continue to address retailers’ desire for single-source supply-managers by considering further alliances within the industry such as sales desk consolidation and packing shed management

## V. TRADE POLICY

The US fresh sweet cherry industry exports an average of 29% of its annual production. Clearly, export markets are important to this industry and will remain important in light of expected production increases in the medium and long term. This section of the report outlines some of the key markets for the US industry, explains what barriers exist in those markets, what the industry is doing to overcome these barriers, and other actions the industry might consider to ensure foreign demand remains strong in the decades to come.

### TARIFF AND NON-TARIFF BARRIERS

In 2005, the US fresh sweet cherry industry's top ten export markets in order of sales included (1) Japan; (2) Canada; (3) Taiwan; (4) United Kingdom; (5) China/Hong Kong; (6) Australia; (7) Korea; (8) Norway; (9) Mexico; and (10) Sweden. Noticeably absent from this list are continental European countries and Russia, which was the world's largest cherry importer. As discussed in Section III of this report: "Global Supply and Demand," US fresh sweet cherry suppliers have a comparative disadvantage when shipping to continental Europe compared to other European and Turkish suppliers. Therefore, top markets for the US remain within Asia/Oceania, North America, and parts of Europe outside of the continent. While the US is the world's top exporter, California and Northwest cherry shippers face many regulatory and market challenges that impede sales. Overcoming these challenges will help improve global demand for US fresh sweet cherries.

US fresh cherry shippers face a number of tariff and non-tariff barriers depending on the export market. The following table identifies several key markets for the US cherry industry, technical barriers in that market, and what is being done to resolve those issues.

Market	Barrier	Means of Resolution
Korea	<ul style="list-style-type: none"> <li>Tariff (24%)</li> <li>Fumigation requirement</li> </ul>	<ul style="list-style-type: none"> <li>Request tariff reduction in US-Korea Free Trade Agreement Talks (FTA)</li> <li>Harmonize fumigation requirement between Korea, Australia, and Japan</li> </ul>
Australia	<ul style="list-style-type: none"> <li>NW: Leaf and debris; powdery mildew</li> <li>CA: presence of mites requiring double fumigation treatments</li> <li>No access to Western Australia due to phytosanitary restrictions</li> </ul>	<ul style="list-style-type: none"> <li>Research to mitigate problem</li> <li>Harmonize fumigation requirement between Korea, Australia, and Japan; considering options for fumigation upon arrival in Australia</li> <li>Work with Australia government to address phytosanitary concerns</li> </ul>
Canada	<ul style="list-style-type: none"> <li>Revising MRL Regime (eliminating default 0.1 ppm mrl)</li> </ul>	<ul style="list-style-type: none"> <li>Harmonize with US standards</li> </ul>

Market	Barrier	Means of Resolution
Japan	<ul style="list-style-type: none"> <li>Fumigation requirement</li> <li>Japan recently adopted its own MRL regime</li> </ul>	<ul style="list-style-type: none"> <li>Coordinated research in California and Northwest is being done on systems approach to eliminate the need for fumigation; considering ozone as a replacement</li> <li>Systems approach must address Western Cherry Fruit Fly concerns in the NW and codling moth pressure in California from walnuts</li> <li>Harmonize with US standards</li> </ul>
Thailand	<ul style="list-style-type: none"> <li>High Tariff - 40% or 33.50 THB/KG (US\$0.85/KG) whichever is higher</li> </ul>	<ul style="list-style-type: none"> <li>Seek concessions in the US-Thai FTA talks which began June 2004 but are now on hold due to political unrest in Thailand</li> </ul>
India	<ul style="list-style-type: none"> <li>High Tariff (30%)</li> </ul>	<ul style="list-style-type: none"> <li>No US-India FTA talks planned therefore imminent resolution is unclear</li> </ul>
China	<ul style="list-style-type: none"> <li>Access denied for California during the 2005 and 2006 seasons; market reopened at end of 2006 season but Medfly trapping program necessary (CA only) as well as a list of approved exporters</li> <li>Inspection requirement (5%)</li> </ul>	<ul style="list-style-type: none"> <li>While APHIS continues to negotiate for the elimination of the MedFly trapping program, industry must currently comply with this requirement as well as submitting an exporter list</li> <li>APHIS working to lower inspection rate</li> </ul>
EU	<ul style="list-style-type: none"> <li>EU is currently developing an EU chemical residue regime to which all member countries must comply</li> </ul>	<ul style="list-style-type: none"> <li>NW and CA have been monitoring to ensure trade is not disrupted</li> </ul>
UK	<ul style="list-style-type: none"> <li>Most retailers require suppliers to conform to one or more food safety regimes (Eurepgap; BRC; Nature's Choice)</li> </ul>	<ul style="list-style-type: none"> <li>Seek harmonization of requirements between the competing regimes</li> </ul>
Mexico	<ul style="list-style-type: none"> <li>Market closed for CA in 2004 and 2005 due to disagreements regarding inspection rate and the need for shippers lists</li> </ul>	<ul style="list-style-type: none"> <li>Issue resolved and market reopened for the 2006 season</li> </ul>

## RECOMMENDATIONS

The California and Northwest cherry industries work very closely with each other and with the US government to resolve technical barriers that inhibit US fresh sweet cherry exports. While many issues are specific to one growing region, the two industries ensure that the resolution of an issue in one growing region does not negatively impact access for the other region. Furthermore, the California and Northwest industries coordinate all work on issues that transcend state borders such as reducing tariffs or harmonizing maximum residue levels. Continuing this close cooperation is absolutely necessary to project a common voice in foreign markets and should become a standard operating procedure to coordinate efforts between the two organizations.

## VI. MARKETING

While the California and Northwest cherry industries already work closely together on trade policy efforts, coordination on market development efforts is less defined. Differences in seasonal timing create varied marketing challenges for the two industries. These differences often require California and the Northwest to initiate diverse market development strategies. Where it makes sense to do so, California and the Northwest share representatives (such as in Australia) or share results from research studies on potential new markets. However, there are several areas where the two organizations can improve their cooperation to leverage resources to help expand demand for US cherries.

### POTENTIAL MARKET DEVELOPMENT COOPERATION

During the workshop between representatives of the California Cherry Advisory Board and the Washington State Fruit Commission, meeting participants identified several areas where they would like to see coordination between the California and Northwest industries. The following table outlines such potential areas of cooperation:

<b>Market</b>	<b>Potential Areas of Cooperation</b>
<i>China</i>	<ul style="list-style-type: none"> <li>• Research on Chinese cherry production and marketing plans to better understand competitive threat from domestic Chinese cherries</li> <li>• Research on promotional opportunities to identify key trade channels and to better understand consumer preferences</li> <li>• Coordination of reverse trade missions to bring buyers through the respective growing areas</li> <li>• Joint reception in China to kick off the entire US cherry season</li> </ul>
<i>Europe</i>	<ul style="list-style-type: none"> <li>• Exhibit in a joint booth at the annual Fruit Logistica trade show next held in Berlin, Germany February 8-10, 2007</li> <li>• Establish partnerships with European suppliers to better understand their market timing each year which will help identify windows of opportunity for California and the Northwest</li> </ul>
<i>Australia</i>	<ul style="list-style-type: none"> <li>• Continue sharing an in-country representative and coordinating promotional messages to allow for cost sharing in merchandising, promotional material development, and evaluation research</li> </ul>
<i>Korea</i>	<ul style="list-style-type: none"> <li>• Coordinate promotional messages that can be communicated through a season-long public relations campaign</li> <li>• Develop joint promotional materials that can be used throughout the season</li> </ul>
<i>Russia</i>	<ul style="list-style-type: none"> <li>• Share existing information and collaborate on future research and market development activities</li> </ul>
<i>India</i>	<ul style="list-style-type: none"> <li>• Share existing information and collaborate on future research and market development activities</li> </ul>



## HEALTH RESEARCH

Cherries offer many unique health benefits that the world is only beginning to understand. The processed cherry industry in the Midwest has funded numerous studies on the antioxidant/anti-inflammatory benefits of eating tart cherries. The sweet cherry industry has been looking at some of these same benefits including a study completed in June 2004 that suggests eating fresh Bing cherries can help people who suffer from gout or other forms of arthritic inflammation. Subsequently, the Northwest is leading an effort through Produce-for-Better Health to conduct a literature review and to develop a plan for future health research.

Results from the research on the health benefits of eating cherries are important for future promotional campaigns. However, **the industry must better understand these benefits, particularly in relation to fresh sweet cherries before it can communicate those results in the most appropriate way for each market.** The California and the Northwest cherry industries have already started several uncoordinated initiatives. However, **industry can leverage its resources by working together to develop a comprehensive health research plan.**

A health research plan would provide many benefits, but four areas are of particular importance. First, a research plan would identify what is already known about cherry health benefits. This will provide the US sweet cherry industry with a benchmark for any future studies and serve as a foundation for the health research program. Second, a plan would help prioritize future research activities so that results provide the largest return in terms of their promotional potential. Third, it would provide industry with a plan to seek grant support to help fund additional research. Lastly, the plan would address what messages would resonate best with each of the industry's target audiences and how best to communicate those messages. **Ultimately, the cherry industry's research plan must support the industry's promotional effort.**

## RECOMMENDATIONS

Based on the potential areas of cooperation that workshop participants outlined during their March meeting, the California Cherry Advisory Board and the Washington State Fruit Commission should:

- Explore grant opportunities to conduct exploratory research in India, China, and Russia
- Seek partnerships with European suppliers to gain a better understanding of competitive factors in Europe and to help define windows of opportunity
- Share representatives and resources where it makes sense to do so
- Develop and execute a health research plan for US fresh sweet cherries, potentially through the development of a Nutritional Committee consisting of representatives from the California Cherry Advisory Board, the Washington State Fruit Commission, and university research institutions

## VII. CONCLUSIONS AND RECOMMENDATIONS

Developments in many areas from production technologies to retail consolidation have created an increasingly competitive global environment for fresh sweet cherry sales. California Cherry Advisory Board (CCAB) and Washington State Fruit Commission (WSFC) representatives recently held a joint meeting to better understand these developments and identify areas where the two organizations can leverage resources to ensure the long-term wellbeing of the US cherry industry. CCAB and WSFC already demonstrate a strong spirit of cooperation to coordinate production research, trade policy, marketing, and health research activities. However, more can be done to better coordinate these areas. The following summarizes the outcomes of that meeting and recommendations on how the CCAB and WSFC can strengthen the position of US fresh sweet cherry industry.

### **Production**

CCAB and WSFC representatives cited several factors that increase the cost of production, making US cherries less competitive compared to foreign suppliers. Topics included the rising cost and shortage of labor, environmental regulations, transportation, and the growing power of retailers. To address some of these challenges, CCAB and WSFC should:

- Explore grant opportunities to help fund research on the possibility of conceptualizing, developing, and testing mechanical harvesting methods
- Seek university support and grant opportunities to fund research to explore the benefits and challenges of converting existing orchards to a “fruiting wall” system to aid in harvest
- Develop a long-term research plan to improve product quality and safety through chemical usage, orchard management, and varietal development
- Continue to address retailers’ desire for single-source supply-managers by considering further alliances within the industry such as sales desk consolidation and packing shed management.

### **Trade Policy**

CCAB and WSFC have a long history of working together to resolve technical barriers to trade. Such work has extended from seeking tariff reductions during Free Trade Agreement negotiations to working on gaining acceptance for a systems approach to offer an alternative to methyl bromide fumigation. The meeting participants recognized the need to continue working together and pledged to do so. Based on this pledge, CCAB and WSFC should make it standard operating procedure to coordinate trade policy efforts between the two organizations.

### **Marketing**

Despite the strong spirit of cooperation in terms of the industry’s trade policy work, CCAB and WSFC have rarely coordinated marketing activities. The timing of the two crops and the varied market development approaches that this timing dictates has been the main factor limiting collaboration. Nevertheless, the CCAB and

WSFC representatives outlined several areas where they could leverage resources and strengthen the global position of US cherries. In particular, the workshop participants suggested CCAB and WSFC should:

- Explore grant opportunities to conduct exploratory research in India, China, and Russia
- Seek partnerships with European suppliers to gain a better understanding of competitive factors in Europe and to help define windows of opportunity
- Share representatives and resources where it makes sense to do so

### **Health Research**

Successfully communicating the health benefits of certain food products can significantly increase demand. Recognizing the importance of health communication in the food business, the sweet cherry industry is interested in learning more about the health benefits of eating cherries and how best to communicate those benefits to generate the greatest demand. Although CCAB and WSFC have already done some research in this area, the two organizations are interested in working more closely to develop and execute a health research plan. Based on this interest, CCAB and WSFC should form a Nutritional Committee consisting of representatives from the two organizations and university research institutions. The focus of this committee would be to help determine the direction of the health research program and to identify grant opportunities to fund such research.

### **Conclusion**

At the end of the one day workshop, the CCAB and WSFC representatives expressed their support of the development a Comprehensive Industry Strategic Plan and most importantly, the need to work together to ensure the long-term health of the US fresh sweet cherry industry. The following are just a few of the positive comments made at the end of the meeting:

*“We all need to work together. We should have done it a long time ago.”*

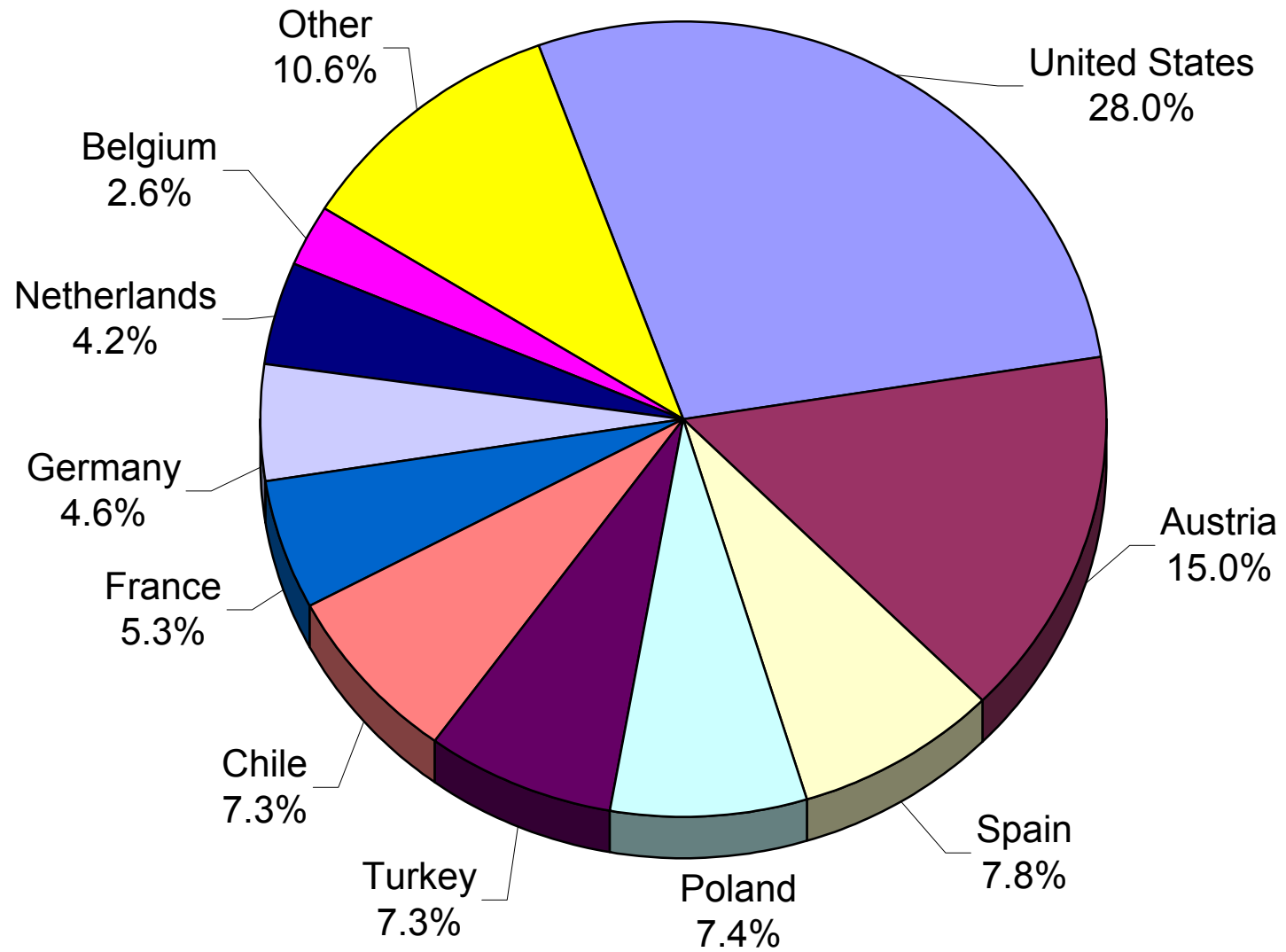
*“We’ve all met and now trust each other and know that if we have a crisis we will be there to cover each other.”*

*“I think we’ve come a long way. This is really great. I really like the honesty and it shows that we are all interested in working together.”*

Clearly, the US fresh sweet cherry industry is enthusiastic and committed to working together to increase global demand for US cherries. The next step for CCAB and WSFC is to consider the recommendations outlined in this report and develop a plan for realizing these recommendations. Such a document would become the industry’s Comprehensive Industry Strategic Plan.

# Appendices

### Top Ten World Cherry Exporters (2004)



Reporting Countries Export Statistics (Partner Country: World)  
Commodity: 080920, Cherries, Sweet, Fresh  
Annual Series: 2000 - 2005

Reporting Country	Unit	Quantity					
		2000	2001	2002	2003	2004	2005
United States	18lb	4,470,633	4,760,093	4,085,788	5,562,103	5,341,504	5,927,228
Austria	18lb	630,026	1,186,197	1,254,907	1,881,259	2,867,450	
Spain	18lb	1,963,074	1,709,177	2,434,123	1,564,041	1,482,471	
Poland	18lb	103,249	236,872	154,689	868,612	1,419,885	
Turkey	18lb	742,483	912,516	1,565,764	1,569,874	1,384,955	
Chile	18lb	742,483	912,516	1,565,764	1,569,874	1,384,955	2,194,336
France	18lb	971,371	819,866	1,096,544	970,759	1,012,034	1,039,224
Germany	18lb	492,361	430,142	230,013	371,843	869,715	432,347
Netherlands	18lb	385,805	471,417	463,701	661,992	791,696	
Belgium	18lb	274,350	231,116	290,885	552,865	502,649	
Canada	18lb	30,507	128,267	233,723	251,027	372,562	337,798
Greece	18lb	994,887	429,652	434,796	180,655	333,507	
Italy	18lb	1,386,938	654,644	703,880	886,249	305,582	
Romania	18lb	412,873	246,793	151,505	215,683	195,597	157,384
Argentina	18lb	110,858	133,040	188,562	148,527	183,593	275,702
Australia	18lb	132,811	134,877	205,018	89,234	175,012	178,982
New Zealand	18lb	41,527	70,978	55,555	82,073	138,967	134,272
Hong Kong	18lb	16,051	20,874	98,146	192,821	114,291	170,473
Sweden	18lb	62,954	99,207	45,439	85,734	51,931	
Ukraine	18lb	-	-	3,258	19,189	36,077	131,695
South Africa	18lb	6,556	5,973	12,529	15,185	27,506	2,288
United Kingdom	18lb	10,533	25,475	18,249	27,558	26,088	22,413
Norway	18lb	15,754	4,006	9,676	2,583	18,016	14,664
China	18lb	1,458	6,402	102	3,026	8,008	7,493
Denmark	18lb	980	857	122	1,102	7,716	
India	18lb	1,228	750	15,157	3,821	5,642	
Indonesia	18lb	482	2,231	1,853	3,454	5,226	
Singapore	18lb	3,552	4,654	3,307	6,369	4,042	
Ireland	18lb	-	-	245	857	980	
Switzerland	18lb	2,688	-	84	514	661	3,102
Portugal	18lb	3,919	490	1,225	1,225	612	
Luxembourg	18lb	612	6,001	612	245	245	
Morocco	18lb			15	407	89	
Guatemala	18lb			3,495	-	64	
Malaysia	18lb	110	161	32	18	37	
Costa Rica	18lb	-	-	7	55	24	
Sri Lanka	18lb	5	2	2	10	18	19
Thailand	18lb	27	33	-	-	7	1,023
Venezuela	18lb	-	77	-	-	2	
Mexico	18lb	23,864	45	85	-	-	
Croatia	18lb			10	-	-	-
Taiwan	18lb	-	116	5	-	-	
Algeria	18lb	-	-	2	-	-	-
Brazil	18lb	-	-	-	-	-	6
Colombia	18lb	-	-	-	278	-	18
Japan	18lb	-	-	-	-	-	24
Russia	18lb	7,961	1,473	-	-	-	
South Korea	18lb	-	-	-	-	-	
Finland	18lb	-	-	-	1,102	-	

## Reporting Countries Export Statistics (Partner Country: World)

Commodity: 080920, Cherries, Sweet, Fresh

Annual Series: 2000 - 2005

Reporting Country	Unit	Quantity					
		2000	2001	2002	2003	2004	2005
United States	20lb	4,023,570	4,284,083	3,677,209	5,005,893	4,807,354	5,334,505
Austria	20lb	567,023	1,067,578	1,129,417	1,693,133	2,580,705	
Spain	20lb	1,766,766	1,538,260	2,190,711	1,407,637	1,334,224	
Poland	20lb	92,924	213,185	139,220	781,751	1,277,896	
Turkey	20lb	668,234	821,264	1,409,188	1,412,887	1,246,459	
Chile	20lb	668,234	821,264	1,409,188	1,412,887	1,246,459	1,974,902
France	20lb	874,234	737,880	986,889	873,683	910,830	935,302
Germany	20lb	443,125	387,128	207,012	334,658	782,743	389,112
Netherlands	20lb	347,225	424,275	417,331	595,793	712,527	
Belgium	20lb	246,915	208,004	261,796	497,578	452,384	
Canada	20lb	27,456	115,440	210,351	225,924	335,306	304,018
Greece	20lb	895,398	386,687	391,317	162,589	300,156	
Italy	20lb	1,248,245	589,179	633,492	797,624	275,024	
Romania	20lb	371,585	222,113	136,355	194,115	176,037	141,646
Argentina	20lb	99,772	119,736	169,705	133,674	165,234	248,132
Australia	20lb	119,530	121,389	184,516	80,311	157,511	161,084
New Zealand	20lb	37,374	63,880	50,000	73,865	125,070	120,844
Hong Kong	20lb	14,446	18,786	88,331	173,539	102,862	153,425
Sweden	20lb	56,658	89,286	40,895	77,161	46,738	
Ukraine	20lb	-	-	2,932	17,271	32,470	118,525
South Africa	20lb	5,901	5,375	11,276	13,667	24,755	2,060
United Kingdom	20lb	9,480	22,928	16,424	24,802	23,479	20,172
Norway	20lb	14,178	3,605	8,708	2,325	16,214	13,197
China	20lb	1,313	5,762	92	2,723	7,207	6,743
Denmark	20lb	882	772	110	992	6,944	
India	20lb	1,105	675	13,641	3,439	5,078	
Indonesia	20lb	434	2,008	1,668	3,109	4,704	
Singapore	20lb	3,197	4,189	2,976	5,732	3,638	
Ireland	20lb	-	-	220	772	882	
Switzerland	20lb	2,420	-	76	463	595	2,792
Portugal	20lb	3,527	441	1,102	1,102	551	
Luxembourg	20lb	551	5,401	551	220	220	
Morocco	20lb			13	366	80	
Guatemala	20lb			3,145	-	58	
Malaysia	20lb	99	145	29	16	33	
Costa Rica	20lb	-	-	6	49	21	
Sri Lanka	20lb	4	2	2	9	16	17
Thailand	20lb	24	30	-	-	6	920
Venezuela	20lb	-	69	-	-	2	
Mexico	20lb	21,478	41	76	-	-	
Croatia	20lb			9	-	-	-
Taiwan	20lb	-	104	4	-	-	-
Algeria	20lb	-	-	2	-	-	-
Brazil	20lb	-	-	-	-	-	5
Colombia	20lb	-	-	-	250	-	16
Japan	20lb	-	-	-	-	-	21
Russia	20lb	7,165	1,325	-	-	-	
South Korea	20lb	-	-	-	-	-	
Finland	20lb	-	-	-	992	-	

United States Export Statistics  
Commodity: 0809200020, Cherries, Sweet Varieties, Fresh  
Annual Series: 2000 - 2005

Partner Country	Unit	Quantity					
		2000	2001	2002	2003	2004	2005
World	18-lb boxes	4,470,633	4,760,093	4,085,788	5,562,103	5,341,504	5,927,228
Japan	18-lb boxes	2,148,305	2,012,547	1,722,785	1,600,702	1,842,921	1,573,965
Canada	18-lb boxes	771,012	1,122,618	1,022,256	1,786,796	1,481,061	1,645,008
Taiwan	18-lb boxes	701,100	707,111	614,303	984,735	798,108	1,461,432
United Kingdom	18-lb boxes	309,375	324,211	211,853	299,888	344,499	338,323
Hong Kong	18-lb boxes	237,400	317,143	264,972	401,188	264,754	329,131
Australia	18-lb boxes	46,074	41,067	61,692	102,431	221,247	230,132
Korea South	18-lb boxes	19,578	26,447	29,093	171,285	212,437	130,033
Norway	18-lb boxes	16,733	6,499	516	16,145	33,561	36,246
Sweden	18-lb boxes	56,972	36,897	18,369	15,063	31,480	23,930
Singapore	18-lb boxes	10,363	24,260	15,986	30,607	23,439	21,938
Thailand	18-lb boxes	8,974	7,425	6,662	16,284	18,744	17,899
Belgium	18-lb boxes	9,464	36,540	39,690	24,495	16,937	4,243
Netherlands	18-lb boxes	12,176	11,227	21,967	14,718	14,992	8,931
France	18-lb boxes	12,129	5,002	10,719	32,612	13,240	11,084
Mexico	18-lb boxes	13,603	36,682	23,103	36,204	6,348	34,715
Germany	18-lb boxes	4,717	2,823	2,178	3,182	3,142	1,976
Malaysia	18-lb boxes	1,460	1,088	1,007	3,100	2,342	3,200
Luxembourg	18-lb boxes	0	1,089	0	0	1,440	0
New Zealand	18-lb boxes	5,851	906	1,167	4,247	1,416	2,155
China	18-lb boxes	21,067	20,668	1,659	3,050	1,403	25,780
Cambodia	18-lb boxes	0	0	0	0	1,338	0
Denmark	18-lb boxes	10,341	0	0	477	1,218	0
Brazil	18-lb boxes	10,000	2,920	5,569	985	829	2,340
Costa Rica	18-lb boxes	1,513	0	403	860	593	242
Panama	18-lb boxes	377	482	213	121	549	1,738
Colombia	18-lb boxes	0	327	0	0	508	2,898
United Arab Emirates	18-lb boxes	0	0	83	1,683	455	0
East Timor	18-lb boxes	0	0	0	0	352	0
Philippines	18-lb boxes	648	1,024	156	3,104	274	1,773
Ireland	18-lb boxes	0	78	1,026	409	257	0
Switzerland	18-lb boxes	5,434	2,687	1,261	2,960	232	919
Vietnam	18-lb boxes	0	0	0	81	227	489
El Salvador	18-lb boxes	0	0	0	529	214	0
Ecuador	18-lb boxes	0	0	0	0	194	158
Italy	18-lb boxes	707	914	1,267	1,850	174	430
Spain	18-lb boxes	24,950	0	0	0	136	0
Bermuda	18-lb boxes	0	0	0	0	123	61
Guatemala	18-lb boxes	220	0	0	0	122	0
Indonesia	18-lb boxes	2,565	176	256	416	104	755
Barbados	18-lb boxes	907	1,630	0	37	78	139
Netherlands Antilles	18-lb boxes	0	0	0	0	18	0
Poland	18-lb boxes	0	0	2,204	0	0	0
Iceland	18-lb boxes	0	0	1,375	0	0	0
Jamaica	18-lb boxes	0	0	965	24	0	0
Venezuela	18-lb boxes	1,994	5,447	515	0	0	333
Aruba	18-lb boxes	0	37	364	0	0	110
Russia	18-lb boxes	175	233	154	0	0	0
Tokelau	18-lb boxes	0	0	0	0	0	2,363
South Africa	18-lb boxes	804	0	0	0	0	7,915
Portugal	18-lb boxes	2,912	0	0	0	0	0
Israel	18-lb boxes	570	0	0	0	0	0
India	18-lb boxes	163	1,721	0	307	0	2,842
Guyana	18-lb boxes	0	134	0	0	0	0
Niger	18-lb boxes	0	0	0	0	0	176
Dominican Republic	18-lb boxes	0	0	0	1,030	0	0
Finland	18-lb boxes	0	0	0	495	0	0
French Guiana	18-lb boxes	0	0	0	0	0	726
Austria	18-lb boxes	0	0	0	0	0	697
Bahamas	18-lb boxes	0	31	0	0	0	0



United States Export Statistics  
Commodity: 0809200020, Cherries, Sweet Varieties, Fresh  
Annual Series: 2000 - 2005

Partner Country	Unit	Quantity					
		2000	2001	2002	2003	2004	2005
World	20-lb boxes	4,023,570	4,284,083	3,677,209	5,005,893	4,807,354	5,334,505
Japan	20-lb boxes	1,933,475	1,811,293	1,550,507	1,440,632	1,658,629	1,416,568
Canada	20-lb boxes	693,911	1,010,357	920,030	1,608,117	1,332,955	1,480,508
Taiwan	20-lb boxes	630,990	636,400	552,873	886,261	718,297	1,315,289
United Kingdom	20-lb boxes	278,437	291,790	190,668	269,899	310,049	304,491
Hong Kong	20-lb boxes	213,660	285,429	238,474	361,069	238,278	296,218
Australia	20-lb boxes	41,466	36,961	55,522	92,188	199,122	207,119
Korea South	20-lb boxes	17,620	23,803	26,183	154,156	191,193	117,029
Norway	20-lb boxes	15,060	5,849	464	14,531	30,204	32,621
Sweden	20-lb boxes	51,275	33,208	16,532	13,557	28,332	21,537
Singapore	20-lb boxes	9,327	21,834	14,388	27,547	21,095	19,744
Thailand	20-lb boxes	8,077	6,682	5,995	14,656	16,870	16,109
Belgium	20-lb boxes	8,518	32,886	35,721	22,045	15,243	3,819
Netherlands	20-lb boxes	10,958	10,104	19,770	13,247	13,492	8,038
France	20-lb boxes	10,917	4,501	9,647	29,351	11,916	9,976
Mexico	20-lb boxes	12,243	33,014	20,792	32,584	5,713	31,244
Germany	20-lb boxes	4,245	2,541	1,960	2,864	2,828	1,779
Malaysia	20-lb boxes	1,314	979	907	2,790	2,107	2,880
Luxembourg	20-lb boxes	0	980	0	0	1,296	0
New Zealand	20-lb boxes	5,266	816	1,050	3,822	1,274	1,940
China	20-lb boxes	18,961	18,601	1,493	2,745	1,263	23,202
Cambodia	20-lb boxes	0	0	0	0	1,204	0
Denmark	20-lb boxes	9,307	0	0	430	1,096	0
Brazil	20-lb boxes	9,000	2,628	5,012	886	746	2,106
Costa Rica	20-lb boxes	1,361	0	363	774	534	218
Panama	20-lb boxes	339	434	192	109	494	1,564
Colombia	20-lb boxes	0	294	0	0	457	2,608
United Arab Emirates	20-lb boxes	0	0	74	1,515	410	0
East Timor	20-lb boxes	0	0	0	0	317	0
Philippines	20-lb boxes	583	922	141	2,794	247	1,596
Ireland	20-lb boxes	0	70	924	368	231	0
Switzerland	20-lb boxes	4,891	2,418	1,135	2,664	209	827
Vietnam	20-lb boxes	0	0	0	73	204	440
El Salvador	20-lb boxes	0	0	0	476	193	0
Ecuador	20-lb boxes	0	0	0	0	175	143
Italy	20-lb boxes	636	822	1,140	1,665	157	387
Spain	20-lb boxes	22,455	0	0	0	122	0
Bermuda	20-lb boxes	0	0	0	0	111	55
Guatemala	20-lb boxes	198	0	0	0	110	0
Indonesia	20-lb boxes	2,308	158	231	375	93	680
Barbados	20-lb boxes	816	1,467	0	33	70	125
Netherlands Antilles	20-lb boxes	0	0	0	0	17	0
Poland	20-lb boxes	0	0	1,984	0	0	0
Iceland	20-lb boxes	0	0	1,238	0	0	0
Jamaica	20-lb boxes	0	0	869	22	0	0
Venezuela	20-lb boxes	1,794	4,903	463	0	0	300
Aruba	20-lb boxes	0	33	328	0	0	99
Russia	20-lb boxes	158	209	139	0	0	0
Tokelau	20-lb boxes	0	0	0	0	0	2,127
South Africa	20-lb boxes	723	0	0	0	0	7,124
Portugal	20-lb boxes	2,621	0	0	0	0	0
Israel	20-lb boxes	513	0	0	0	0	0
India	20-lb boxes	147	1,549	0	277	0	2,558
Guyana	20-lb boxes	0	121	0	0	0	0
Niger	20-lb boxes	0	0	0	0	0	158
Dominican Republic	20-lb boxes	0	0	0	927	0	0
Finland	20-lb boxes	0	0	0	446	0	0
French Guiana	20-lb boxes	0	0	0	0	0	654
Austria	20-lb boxes	0	0	0	0	0	627
Bahamas	20-lb boxes	0	28	0	0	0	0

Austria Export Statistics							
Commodity: 08092095, Fresh Cherries (Excl. Sour Cherries 'Prunus Cerasus')							
Annual Series: 1999 - 2004							
Partner Country	Unit	Quantity					
		1999	2000	2001	2002	2003	2004
World	18-lb boxes	679,629	630,026	1,186,197	1,254,907	1,881,259	2,867,450
Germany	18-lb boxes	569,399	391,439	799,902	961,451	1,438,257	2,053,217
Belgium	18-lb boxes	2,205	41,030	35,029	98,227	199,394	303,867
Netherlands	18-lb boxes	65,648	91,123	220,705	64,668	179,920	233,688
Italy	18-lb boxes	122	5,879	23,761	18,004	13,105	177,715
Sweden	18-lb boxes	34,294	49,848	74,834	16,045	7,716	52,665
United Kingdom	18-lb boxes	122	38,825	20,331	64,301	8,206	36,621
France	18-lb boxes	4,287	5,267	9,063	25,475	22,536	6,614
Switzerland	18-lb boxes	122	0	0	1,102	245	2,327
Spain	18-lb boxes	0	0	0	2,572	2,205	367
Denmark	18-lb boxes	0	0	0	367	0	245
Poland	18-lb boxes	1,347	1,715	2,817	2,572	2,939	122
Hungary	18-lb boxes	0	2,327	0	0	4,777	122
Czech Republic	18-lb boxes	2,205	2,450	122	0	0	0
Russia	18-lb boxes	0	0	0	0	2,205	0
Slovakia	18-lb boxes	0	0	0	122	0	0
Ukraine	18-lb boxes	122	0	0	0	0	0

Austria Export Statistics							
Commodity: 08092095, Fresh Cherries (Excl. Sour Cherries 'Prunus Cerasus')							
Annual Series: 1999 - 2004							
Partner Country	Unit	Quantity					
		1999	2000	2001	2002	2003	2004
World	20-lb boxes	611,666	567,023	1,067,578	1,129,417	1,693,133	2,580,705
Germany	20-lb boxes	512,459	352,295	719,912	865,306	1,294,431	1,847,896
Belgium	20-lb boxes	1,984	36,927	31,526	88,404	179,454	273,481
Netherlands	20-lb boxes	59,083	82,011	198,634	58,201	161,928	210,319
Italy	20-lb boxes	110	5,291	21,385	16,204	11,795	159,944
Sweden	20-lb boxes	30,864	44,864	67,351	14,440	6,944	47,399
United Kingdom	20-lb boxes	110	34,943	18,298	57,871	7,385	32,959
France	20-lb boxes	3,858	4,740	8,157	22,928	20,282	5,952
Switzerland	20-lb boxes	110	0	0	992	220	2,094
Spain	20-lb boxes	0	0	0	2,315	1,984	331
Denmark	20-lb boxes	0	0	0	331	0	220
Poland	20-lb boxes	1,213	1,543	2,535	2,315	2,646	110
Hungary	20-lb boxes	0	2,094	0	0	4,299	110
Czech Republic	20-lb boxes	1,984	2,205	110	0	0	0
Russia	20-lb boxes	0	0	0	0	1,984	0
Slovakia	20-lb boxes	0	0	0	110	0	0
Ukraine	20-lb boxes	110	0	0	0	0	0

Spain Export Statistics  
Commodity: 08092095, Fresh Cherries (Excl. Sour Cherries 'Prunus Cerasus')  
Annual Series: 1999 - 2004

Partner Country	Unit	Quantity					
		1999	2000	2001	2002	2003	2004
World	18-lb boxes	2,249,427	1,963,074	1,709,177	2,434,123	1,564,041	1,482,471
Germany	18-lb boxes	655,869	616,921	548,700	932,668	602,468	389,724
United Kingdom	18-lb boxes	682,691	401,972	324,811	575,033	344,530	322,484
Italy	18-lb boxes	212,132	232,340	247,160	357,390	175,878	257,081
France	18-lb boxes	277,045	272,513	291,375	237,484	142,319	205,518
Portugal	18-lb boxes	87,082	250,222	111,945	131,419	171,224	127,499
Belgium	18-lb boxes	108,515	67,485	66,138	79,611	47,276	91,368
Netherlands	18-lb boxes	150,280	70,425	66,016	77,283	55,360	63,199
Finland	18-lb boxes	12,125	9,676	4,164	735	612	7,716
Estonia	18-lb boxes	3,429	857	245	490	0	5,634
Greece	18-lb boxes	980	1,715	4,654	0	3,307	2,695
Latvia	18-lb boxes	4,042	3,919	1,960	5,144	0	2,205
Russia	18-lb boxes	4,899	2,695	122	3,062	245	1,592
Ceuta	18-lb boxes	4,654	2,939	1,715	1,102	2,082	1,470
Melilla	18-lb boxes	18,739	7,961	3,429	12,860	4,654	1,347
Andorra	18-lb boxes	1,470	1,960	857	1,102	735	1,225
Denmark	18-lb boxes	122	1,470	1,102	490	612	490
Czech Republic	18-lb boxes	857	122	490	245	245	490
Singapore	18-lb boxes	245	122	0	122	0	245
Brazil	18-lb boxes	5,144	245	0	612	245	245
Morocco	18-lb boxes	0	122	122	367	245	122
Thailand	18-lb boxes	122	0	0	122	0	122
Panama	18-lb boxes	0	0	0	122	0	122
Poland	18-lb boxes	857	1,470	0	122	0	122
Colombia	18-lb boxes	0	0	0	245	0	122
Costa Rica	18-lb boxes	0	0	0	367	122	122
Austria	18-lb boxes	2,327	7,594	17,147	367	0	0
Switzerland	18-lb boxes	10,411	980	12,248	11,268	9,063	0
Norway	18-lb boxes	367	2,327	1,715	735	490	0
Gibraltar	18-lb boxes	1,592	2,327	1,225	1,102	1,347	0
Sweden	18-lb boxes	0	0	735	735	367	0
Croatia	18-lb boxes	1,225	0	367	0	367	0
Belarus	18-lb boxes	0	0	367	0	0	0
Luxembourg	18-lb boxes	0	1,837	367	857	0	0
Slovenia	18-lb boxes	1,347	0	122	367	122	0
Hong Kong	18-lb boxes	980	122	0	367	0	0
South Africa	18-lb boxes	0	0	0	0	122	0
United Arab Emirates	18-lb boxes	0	245	0	367	122	0
Venezuela	18-lb boxes	122	0	0	122	0	0
Hungary	18-lb boxes	0	245	0	0	122	0
Ireland	18-lb boxes	0	0	0	0	0	0
Lithuania	18-lb boxes	245	0	0	0	0	0
Kuwait	18-lb boxes	122	0	0	0	0	0
Malaysia	18-lb boxes	122	0	0	0	0	0
Argentina	18-lb boxes	0	245	0	0	0	0

Spain Export Statistics  
Commodity: 08092095, Fresh Cherries (Excl. Sour Cherries 'Prunus Cerasus')  
Annual Series: 1999 - 2004

Partner Country	Unit	Quantity					
		1999	2000	2001	2002	2003	2004
World	20-lb boxes	2,024,484	1,766,766	1,538,260	2,190,711	1,407,637	1,334,224
Germany	20-lb boxes	590,282	555,229	493,830	839,401	542,221	350,752
United Kingdom	20-lb boxes	614,422	361,775	292,330	517,530	310,077	290,236
Italy	20-lb boxes	190,918	209,106	222,444	321,651	158,290	231,373
France	20-lb boxes	249,340	245,262	262,237	213,736	128,087	184,966
Portugal	20-lb boxes	78,374	225,200	100,750	118,277	154,102	114,749
Belgium	20-lb boxes	97,664	60,737	59,524	71,650	42,549	82,232
Netherlands	20-lb boxes	135,252	63,382	59,414	69,555	49,824	56,879
Finland	20-lb boxes	10,913	8,708	3,748	661	551	6,944
Estonia	20-lb boxes	3,086	772	220	441	0	5,071
Greece	20-lb boxes	882	1,543	4,189	0	2,976	2,425
Latvia	20-lb boxes	3,638	3,527	1,764	4,630	0	1,984
Russia	20-lb boxes	4,409	2,425	110	2,756	220	1,433
Ceuta	20-lb boxes	4,189	2,646	1,543	992	1,874	1,323
Melilla	20-lb boxes	16,865	7,165	3,086	11,574	4,189	1,213
Andorra	20-lb boxes	1,323	1,764	772	992	661	1,102
Denmark	20-lb boxes	110	1,323	992	441	551	441
Czech Republic	20-lb boxes	772	110	441	220	220	441
Singapore	20-lb boxes	220	110	0	110	0	220
Brazil	20-lb boxes	4,630	220	0	551	220	220
Morocco	20-lb boxes	0	110	110	331	220	110
Thailand	20-lb boxes	110	0	0	110	0	110
Panama	20-lb boxes	0	0	0	110	0	110
Poland	20-lb boxes	772	1,323	0	110	0	110
Colombia	20-lb boxes	0	0	0	220	0	110
Costa Rica	20-lb boxes	0	0	0	331	110	110
Austria	20-lb boxes	2,094	6,834	15,432	331	0	0
Switzerland	20-lb boxes	9,370	882	11,023	10,141	8,157	0
Norway	20-lb boxes	331	2,094	1,543	661	441	0
Gibraltar	20-lb boxes	1,433	2,094	1,102	992	1,213	0
Sweden	20-lb boxes	0	0	661	661	331	0
Croatia	20-lb boxes	1,102	0	331	0	331	0
Belarus	20-lb boxes	0	0	331	0	0	0
Luxembourg	20-lb boxes	0	1,653	331	772	0	0
Slovenia	20-lb boxes	1,213	0	110	331	110	0
Hong Kong	20-lb boxes	882	110	0	331	0	0
South Africa	20-lb boxes	0	0	0	0	110	0
United Arab Emirates	20-lb boxes	0	220	0	331	110	0
Venezuela	20-lb boxes	110	0	0	110	0	0
Hungary	20-lb boxes	0	220	0	0	110	0
Ireland	20-lb boxes	0	0	0	0	0	0
Lithuania	20-lb boxes	220	0	0	0	0	0
Kuwait	20-lb boxes	110	0	0	0	0	0
Malaysia	20-lb boxes	110	0	0	0	0	0
Argentina	20-lb boxes	0	220	0	0	0	0

Poland Export Statistics							
Commodity: 08092095, Fresh Cherries (Excl. Sour Cherries 'Prunus Cerasus')							
Annual Series: 1999 - 2004							
Partner Country	Unit	Quantity					
		1999	2000	2001	2002	2003	2004
World	18-lb boxes	89,654	103,249	236,872	154,689	868,612	1,419,885
Russia	18-lb boxes	3,919	18,617	50,461	85,489	580,912	1,051,717
Latvia	18-lb boxes	5,634	18,127	55,727	20,821	119,171	95,900
Germany	18-lb boxes	53,278	5,879	6,491	18,004	37,846	68,833
Belarus	18-lb boxes	0	7,961	78,998	2,205	34,661	59,157
Estonia	18-lb boxes	0	3,062	13,840	10,778	40,173	37,356
Lithuania	18-lb boxes	1,470	11,145	7,471	3,429	31,477	28,905
Belgium	18-lb boxes	7,104	2,450	2,572	367	0	22,168
Czech Republic	18-lb boxes	2,327	0	0	4,654	15,065	19,719
Denmark	18-lb boxes	0	0	0	2,450	122	16,535
Netherlands	18-lb boxes	6,124	32,334	20,331	0	4,042	12,615
Croatia	18-lb boxes	0	0	0	0	0	3,919
Sweden	18-lb boxes	122	857	857	1,225	2,205	1,470
Ukraine	18-lb boxes	0	0	0	0	0	980
Cyprus	18-lb boxes	0	0	0	0	0	367
Malta	18-lb boxes	0	0	0	0	0	245
Slovakia	18-lb boxes	0	0	0	0	0	122
Not Determined	18-lb boxes	0	0	0	122	0	0
Bahamas	18-lb boxes	0	0	0	0	0	0
Liberia	18-lb boxes	0	0	0	0	0	0
Hungary	18-lb boxes	0	2,817	0	0	0	0
Marshall Islands	18-lb boxes	0	0	0	0	0	0
Moldova	18-lb boxes	0	0	0	2,939	0	0
Barbados	18-lb boxes	0	0	0	0	0	0
Extra EU Stores & Provisions	18-lb boxes	0	0	0	0	0	0
France	18-lb boxes	9,676	0	0	0	0	0
Austria	18-lb boxes	0	0	0	0	2,939	0
Norway	18-lb boxes	0	0	0	0	0	0
United Kingdom	18-lb boxes	0	0	0	0	0	0
Vatican City State	18-lb boxes	0	0	0	2,327	0	0
St. Vincent & the Grenadines	18-lb boxes	0	0	0	0	0	0

Poland Export Statistics							
Commodity: 08092095, Fresh Cherries (Excl. Sour Cherries 'Prunus Cerasus')							
Annual Series: 1999 - 2004							
Partner Country	Unit	Quantity					
		1999	2000	2001	2002	2003	2004
World	20-lb boxes	80,688	92,924	213,185	139,220	781,751	1,277,896
Russia	20-lb boxes	3,527	16,755	45,415	76,941	522,821	946,545
Latvia	20-lb boxes	5,071	16,314	50,155	18,739	107,254	86,310
Germany	20-lb boxes	47,950	5,291	5,842	16,204	34,061	61,949
Belarus	20-lb boxes	0	7,165	71,098	1,984	31,195	53,241
Estonia	20-lb boxes	0	2,756	12,456	9,700	36,155	33,620
Lithuania	20-lb boxes	1,323	10,031	6,724	3,086	28,329	26,014
Belgium	20-lb boxes	6,393	2,205	2,315	331	0	19,952
Czech Republic	20-lb boxes	2,094	0	0	4,189	13,558	17,747
Denmark	20-lb boxes	0	0	0	2,205	110	14,881
Netherlands	20-lb boxes	5,512	29,101	18,298	0	3,638	11,354
Croatia	20-lb boxes	0	0	0	0	0	3,527
Sweden	20-lb boxes	110	772	772	1,102	1,984	1,323
Ukraine	20-lb boxes	0	0	0	0	0	882
Cyprus	20-lb boxes	0	0	0	0	0	331
Malta	20-lb boxes	0	0	0	0	0	220
Slovakia	20-lb boxes	0	0	0	0	0	110
Not Determined	20-lb boxes	0	0	0	110	0	0
Bahamas	20-lb boxes	0	0	0	0	0	0
Liberia	20-lb boxes	0	0	0	0	0	0
Hungary	20-lb boxes	0	2,535	0	0	0	0
Marshall Islands	20-lb boxes	0	0	0	0	0	0
Moldova	20-lb boxes	0	0	0	2,646	0	0
Barbados	20-lb boxes	0	0	0	0	0	0
Extra EU Stores & Provisions	20-lb boxes	0	0	0	0	0	0
France	20-lb boxes	8,708	0	0	0	0	0
Austria	20-lb boxes	0	0	0	0	2,646	0
Norway	20-lb boxes	0	0	0	0	0	0
United Kingdom	20-lb boxes	0	0	0	0	0	0
Vatican City State	20-lb boxes	0	0	0	2,094	0	0
St. Vincent & the Grenadines	20-lb boxes	0	0	0	0	0	0

Turkey Export Statistics  
Commodity: 08092095, Other Fresh Cherries  
Annual Series: 1999 - 2004

Partner Country	Unit	Quantity					
		1999	2000	2001	2002	2003	2004
World	18-lb boxes	3,209,972	1,451,898	3,007,202	2,321,403	4,003,609	4,866,300
Germany	18-lb boxes	1,362,527	582,734	934,431	815,441	1,521,917	2,137,527
United Kingdom	18-lb boxes	286,614	205,915	331,674	418,731	601,082	698,202
Netherlands	18-lb boxes	555,983	118,070	355,065	277,979	562,684	604,704
Italy	18-lb boxes	102,702	54,563	299,556	135,090	275,455	536,742
Russia	18-lb boxes	170,879	22,989	79,457	54,750	271,742	312,791
Belgium	18-lb boxes	0	0	0	147,395	222,305	272,879
Austria	18-lb boxes	427,134	306,465	604,326	316,590	187,968	122,102
Sweden	18-lb boxes	49,574	56,128	100,124	41,263	55,086	70,074
Turk. Rep. of N. Cyprus	18-lb boxes	29,349	10,161	22,854	16,099	20,551	30,144
France	18-lb boxes	25,677	10,080	36,907	28,569	167,319	28,193
Spain	18-lb boxes	5,747	0	0	5,291	52,142	18,430
Latvia	18-lb boxes	0	0	0	0	0	8,529
Switzerland	18-lb boxes	98	0	689	69	2,187	5,682
Lithuania	18-lb boxes	0	0	0	0	0	4,257
Kuwait	18-lb boxes	3,460	0	1,814	4,676	7,390	3,212
Denmark	18-lb boxes	6,349	2,141	0	0	98	3,162
Greece	18-lb boxes	0	0	999	0	15,369	3,095
Slovenia	18-lb boxes	0	0	0	0	0	2,143
Norway	18-lb boxes	4,909	0	0	0	1,138	1,507
United Arab Emirates	18-lb boxes	0	0	132	1,960	2,621	1,011
Saudi Arabia	18-lb boxes	19,266	2,362	57,439	15,324	18,323	764
Bahrain	18-lb boxes	0	0	0	0	0	441
Romania	18-lb boxes	0	0	0	0	0	349
South Africa	18-lb boxes	52	0	0	0	0	317
Bosnia & Herzegovina	18-lb boxes	384	0	0	0	4,229	43
Belgium-Luxembourg	18-lb boxes	144,262	75,655	163,214	0	0	0
Jordan	18-lb boxes	3,200	2,122	9,420	4,451	2,293	0
Egypt	18-lb boxes	3,255	1,528	4,744	5,875	2,751	0
Unidentified Country	18-lb boxes	2,318	0	4,340	0	0	0
Malaysia	18-lb boxes	0	0	15	153	0	0
Malta	18-lb boxes	0	0	2	0	0	0
Yugoslavia	18-lb boxes	79	0	0	0	0	0
Syria	18-lb boxes	0	0	0	0	745	0
Taiwan	18-lb boxes	0	0	0	0	1	0
Singapore	18-lb boxes	1,091	135	0	1,164	0	0
Oman	18-lb boxes	0	0	0	3,164	1,420	0
Qatar	18-lb boxes	0	0	0	345	0	0
Hong Kong	18-lb boxes	1,411	269	0	612	0	0
Iraq	18-lb boxes	0	0	0	0	251	0
Ireland	18-lb boxes	2,119	0	0	0	0	0
Finland	18-lb boxes	1,470	347	0	0	0	0
Bulgaria	18-lb boxes	0	0	0	13,596	6,542	0
Canada	18-lb boxes	0	235	0	0	0	0
China	18-lb boxes	59	0	0	0	0	0
Christmas Island	18-lb boxes	0	0	0	12,817	0	0
Croatia	18-lb boxes	2	0	0	0	0	0

Turkey Export Statistics  
Commodity: 08092095, Other Fresh Cherries  
Annual Series: 1999 - 2004

Partner Country	Unit	Quantity					
		1999	2000	2001	2002	2003	2004
World	20-lb boxes	2,888,975	1,306,708	2,706,482	2,089,263	3,603,248	4,379,670
Germany	20-lb boxes	1,226,274	524,461	840,988	733,897	1,369,725	1,923,775
United Kingdom	20-lb boxes	257,953	185,323	298,506	376,858	540,974	628,382
Netherlands	20-lb boxes	500,385	106,263	319,559	250,181	506,416	544,233
Italy	20-lb boxes	92,432	49,107	269,600	121,581	247,910	483,068
Russia	20-lb boxes	153,791	20,690	71,511	49,275	244,568	281,512
Belgium	20-lb boxes	0	0	0	132,656	200,075	245,591
Austria	20-lb boxes	384,421	275,818	543,893	284,931	169,171	109,892
Sweden	20-lb boxes	44,617	50,515	90,112	37,136	49,577	63,066
Turk. Rep. of N. Cyprus	20-lb boxes	26,414	9,145	20,568	14,489	18,496	27,130
France	20-lb boxes	23,109	9,072	33,216	25,712	150,587	25,373
Spain	20-lb boxes	5,172	0	0	4,762	46,928	16,587
Latvia	20-lb boxes	0	0	0	0	0	7,676
Switzerland	20-lb boxes	88	0	620	62	1,968	5,114
Lithuania	20-lb boxes	0	0	0	0	0	3,832
Kuwait	20-lb boxes	3,114	0	1,633	4,208	6,651	2,891
Denmark	20-lb boxes	5,714	1,927	0	0	88	2,846
Greece	20-lb boxes	0	0	899	0	13,832	2,786
Slovenia	20-lb boxes	0	0	0	0	0	1,929
Norway	20-lb boxes	4,418	0	0	0	1,024	1,356
United Arab Emirates	20-lb boxes	0	0	119	1,764	2,359	910
Saudi Arabia	20-lb boxes	17,340	2,126	51,695	13,792	16,491	687
Bahrain	20-lb boxes	0	0	0	0	0	397
Romania	20-lb boxes	0	0	0	0	0	314
South Africa	20-lb boxes	47	0	0	0	0	285
Bosnia & Herzegovina	20-lb boxes	346	0	0	0	3,806	39
Belgium-Luxembourg	20-lb boxes	129,836	68,089	146,893	0	0	0
Jordan	20-lb boxes	2,880	1,910	8,478	4,006	2,064	0
Egypt	20-lb boxes	2,930	1,375	4,269	5,287	2,476	0
Unidentified Country	20-lb boxes	2,086	0	3,906	0	0	0
Malaysia	20-lb boxes	0	0	14	138	0	0
Malta	20-lb boxes	0	0	1	0	0	0
Yugoslavia	20-lb boxes	71	0	0	0	0	0
Syria	20-lb boxes	0	0	0	0	670	0
Taiwan	20-lb boxes	0	0	0	0	1	0
Singapore	20-lb boxes	982	121	0	1,047	0	0
Oman	20-lb boxes	0	0	0	2,847	1,278	0
Qatar	20-lb boxes	0	0	0	310	0	0
Hong Kong	20-lb boxes	1,270	243	0	551	0	0
Iraq	20-lb boxes	0	0	0	0	226	0
Ireland	20-lb boxes	1,907	0	0	0	0	0
Finland	20-lb boxes	1,323	312	0	0	0	0
Bulgaria	20-lb boxes	0	0	0	12,237	5,888	0
Canada	20-lb boxes	0	212	0	0	0	0
China	20-lb boxes	53	0	0	0	0	0
Christmas Island	20-lb boxes	0	0	0	11,536	0	0
Croatia	20-lb boxes	2	0	0	0	0	0

Chile Export Statistics  
Commodity: 08092000, Cerezas Frescas.  
Annual Series: 2000 - 2005

Partner Country	Unit	Quantity					
		2000	2001	2002	2003	2004	2005
World	18-lb boxes	742,483	912,516	1,565,764	1,569,874	1,384,955	2,194,336
United States	18-lb boxes	321,698	465,729	967,450	709,594	656,531	1,082,685
Taiwan	18-lb boxes	67,212	79,876	125,700	180,938	166,715	324,033
Brazil	18-lb boxes	97,266	127,037	74,506	86,930	107,455	136,247
United Kingdom	18-lb boxes	34,940	28,338	48,702	93,824	68,508	125,745
Spain	18-lb boxes	13,369	9,556	16,086	34,852	61,479	83,638
Hong Kong	18-lb boxes	16,468	6,916	20,281	90,792	58,327	128,416
Netherlands	18-lb boxes	24,859	17,437	39,836	62,347	53,502	68,347
Mexico	18-lb boxes	23,314	34,570	33,853	41,005	47,333	23,402
France	18-lb boxes	22,771	26,192	15,107	32,804	26,794	44,531
Italy	18-lb boxes	15,028	13,652	14,819	38,063	26,590	38,160
Japan	18-lb boxes	141	16,871	29,273	27,868	16,323	15,664
Germany	18-lb boxes	7,520	3,224	7,549	16,489	15,811	18,412
Ecuador	18-lb boxes	2,896	2,065	6,365	6,551	12,499	18,553
Belgium	18-lb boxes	2,090	1,750	3,408	9,390	9,142	3,084
Canada	18-lb boxes	1,282	2,199	693	3,607	8,682	9,461
Venezuela	18-lb boxes	15,412	20,418	7,059	5,433	8,204	10,925
Bolivia	18-lb boxes	5,397	12,464	14,404	12,190	6,616	10,971
Argentina	18-lb boxes	19,876	3,711	943	4,230	5,606	5,879
China	18-lb boxes	29,381	18,575	52,125	3,243	5,227	2,101
Singapore	18-lb boxes	2,028	0	0	2,197	4,467	5,629
Colombia	18-lb boxes	3,608	2,603	5,186	5,678	3,992	4,593
Thailand	18-lb boxes	0	0	0	461	2,835	9,218
French Terr. in Central Amer.	18-lb boxes	502	122	666	595	2,259	705
Peru	18-lb boxes	1,882	5,450	3,178	2,681	2,036	4,517
Saudi Arabia	18-lb boxes	796	686	1,268	3,868	1,225	5,622
Panama	18-lb boxes	672	930	1,702	1,526	1,180	1,110
Costa Rica	18-lb boxes	1,602	718	1,015	960	956	957
Ireland	18-lb boxes	0	0	293	634	757	699
Uruguay	18-lb boxes	3,913	6,273	821	0	672	353
Russia	18-lb boxes	602	0	0	392	525	2,049
El Salvador	18-lb boxes	774	220	978	1,373	501	306
Guatemala	18-lb boxes	737	740	688	1,050	469	294
Malaysia	18-lb boxes	0	141	214	306	400	952
Unidentified Country	18-lb boxes	0	323	69,734	84,876	397	170
Greece	18-lb boxes	0	61	214	214	245	246
Switzerland	18-lb boxes	801	162	398	256	165	306
Cyprus	18-lb boxes	0	0	0	0	153	267
Malta	18-lb boxes	0	0	0	0	92	0
New Caledonia	18-lb boxes	0	0	0	0	86	92
French Oceania	18-lb boxes	98	276	554	665	82	214
United Arab Emirates	18-lb boxes	0	0	0	9	73	220
Honduras	18-lb boxes	113	0	0	0	31	113
Afghanistan	18-lb boxes	0	0	0	0	12	89
India	18-lb boxes	0	0	245	0	0	616
Portugal	18-lb boxes	1,253	668	230	1,462	0	1,053
Denmark	18-lb boxes	0	0	202	276	0	459
Iceland	18-lb boxes	3	0	15	0	0	0
British Terr. in Central Amer.	18-lb boxes	1	0	3	0	0	37
	18-lb boxes	0	0	0	0	0	507
French Polynesia	18-lb boxes	0	0	0	0	0	925
Jordan	18-lb boxes	0	20	0	0	0	0
Kazakhstan	18-lb boxes	0	184	0	0	0	0
Korea South	18-lb boxes	455	0	0	0	0	0
Lebanon	18-lb boxes	118	0	0	0	0	0
Libya	18-lb boxes	0	0	0	244	0	0
Luxembourg	18-lb boxes	1,426	122	0	0	0	0
Macedonia	18-lb boxes	178	0	0	0	0	0
Indonesia	18-lb boxes	0	0	0	0	0	110
Isle of Man (U.K.)	18-lb boxes	0	0	0	0	0	157
Puerto Rico (U.S.)	18-lb boxes	0	0	0	0	0	266
Philippines	18-lb boxes	0	0	0	0	0	983
Paraguay	18-lb boxes	0	2,239	0	0	0	0
Sweden	18-lb boxes	0	0	0	0	0	37
Tuvalu	18-lb boxes	0	0	0	0	0	209



Chile Export Statistics  
Commodity: 08092000, Cerezas Frescas.  
Annual Series: 2000 - 2005

Partner Country	Unit	Quantity					
		2000	2001	2002	2003	2004	2005
World	20-lb boxes	668,234	821,264	1,409,188	1,412,887	1,246,459	1,974,902
United States	20-lb boxes	289,528	419,156	870,705	638,635	590,878	974,417
Taiwan	20-lb boxes	60,491	71,888	113,130	162,844	150,044	291,629
Brazil	20-lb boxes	87,540	114,333	67,056	78,237	96,710	122,622
United Kingdom	20-lb boxes	31,446	25,504	43,832	84,442	61,657	113,170
Spain	20-lb boxes	12,032	8,600	14,477	31,366	55,331	75,275
Hong Kong	20-lb boxes	14,821	6,224	18,253	81,712	52,494	115,575
Netherlands	20-lb boxes	22,373	15,693	35,853	56,112	48,152	61,513
Mexico	20-lb boxes	20,983	31,113	30,468	36,905	42,600	21,062
France	20-lb boxes	20,494	23,573	13,596	29,524	24,114	40,078
Italy	20-lb boxes	13,525	12,287	13,337	34,257	23,931	34,344
Japan	20-lb boxes	127	15,184	26,345	25,082	14,691	14,098
Germany	20-lb boxes	6,768	2,902	6,794	14,840	14,230	16,570
Ecuador	20-lb boxes	2,607	1,858	5,729	5,896	11,249	16,698
Belgium	20-lb boxes	1,881	1,575	3,067	8,451	8,228	2,776
Canada	20-lb boxes	1,154	1,979	623	3,246	7,814	8,515
Venezuela	20-lb boxes	13,870	18,376	6,353	4,890	7,384	9,832
Bolivia	20-lb boxes	4,858	11,217	12,964	10,971	5,954	9,874
Argentina	20-lb boxes	17,888	3,340	849	3,807	5,045	5,291
China	20-lb boxes	26,443	16,717	46,913	2,919	4,705	1,891
Singapore	20-lb boxes	1,825	0	0	1,977	4,020	5,066
Colombia	20-lb boxes	3,247	2,342	4,667	5,110	3,593	4,134
Thailand	20-lb boxes	0	0	0	414	2,552	8,296
French Terr. in Central Amer.	20-lb boxes	452	110	600	536	2,034	635
Peru	20-lb boxes	1,694	4,905	2,860	2,413	1,832	4,065
Saudi Arabia	20-lb boxes	716	617	1,141	3,481	1,102	5,060
Panama	20-lb boxes	605	837	1,532	1,373	1,062	999
Costa Rica	20-lb boxes	1,442	646	914	864	860	861
Ireland	20-lb boxes	0	0	264	571	681	629
Uruguay	20-lb boxes	3,522	5,645	739	0	605	317
Russia	20-lb boxes	542	0	0	353	472	1,844
El Salvador	20-lb boxes	697	198	880	1,236	451	276
Guatemala	20-lb boxes	664	666	619	945	423	265
Malaysia	20-lb boxes	0	127	193	276	360	856
Unidentified Country	20-lb boxes	0	291	62,761	76,388	357	153
Greece	20-lb boxes	0	55	193	193	220	222
Switzerland	20-lb boxes	721	146	358	230	149	276
Cyprus	20-lb boxes	0	0	0	0	138	241
Malta	20-lb boxes	0	0	0	0	83	0
New Caledonia	20-lb boxes	0	0	0	0	77	83
French Oceania	20-lb boxes	88	248	498	599	74	193
United Arab Emirates	20-lb boxes	0	0	0	8	66	198
Honduras	20-lb boxes	101	0	0	0	28	101
Afghanistan	20-lb boxes	0	0	0	0	11	80
India	20-lb boxes	0	0	220	0	0	554
Portugal	20-lb boxes	1,128	601	207	1,316	0	947
Denmark	20-lb boxes	0	0	182	248	0	413
Iceland	20-lb boxes	3	0	14	0	0	0
British Terr. in Central Amer.	20-lb boxes	1	0	2	0	0	33
	20-lb boxes	0	0	0	0	0	456
French Polynesia	20-lb boxes	0	0	0	0	0	832
Jordan	20-lb boxes	0	18	0	0	0	0
Kazakhstan	20-lb boxes	0	165	0	0	0	0
Korea South	20-lb boxes	410	0	0	0	0	0
Lebanon	20-lb boxes	106	0	0	0	0	0
Libya	20-lb boxes	0	0	0	220	0	0
Luxembourg	20-lb boxes	1,284	110	0	0	0	0
Macedonia	20-lb boxes	160	0	0	0	0	0
Indonesia	20-lb boxes	0	0	0	0	0	99
Isle of Man (U.K.)	20-lb boxes	0	0	0	0	0	141
Puerto Rico (U.S.)	20-lb boxes	0	0	0	0	0	239
Philippines	20-lb boxes	0	0	0	0	0	884
Paraguay	20-lb boxes	0	2,015	0	0	0	0
Sweden	20-lb boxes	0	0	0	0	0	34
Tuvalu	20-lb boxes	0	0	0	0	0	188

France Export Statistics							
Commodity: 08092095, Fresh Cherries (Excl. Sour Cherries 'Prunus Cerasus')							
Annual Series: 2000 - 2005							
Partner Country	Unit	Quantity					
		2000	2001	2002	2003	2004	2005
World	18-lb boxes	971,371	819,866	1,096,544	970,759	1,012,034	1,039,224
Italy	18-lb boxes	121,988	76,794	78,386	149,055	208,457	143,177
Germany	18-lb boxes	224,992	188,861	328,608	298,601	198,292	263,572
United Kingdom	18-lb boxes	215,071	276,432	258,061	170,244	174,776	189,963
Belgium	18-lb boxes	168,284	121,008	143,177	108,515	155,302	168,162
Switzerland	18-lb boxes	83,897	60,871	122,355	91,368	114,884	91,858
Netherlands	18-lb boxes	86,959	46,542	99,819	83,652	86,959	97,860
Luxembourg	18-lb boxes	20,576	16,779	17,147	16,779	23,393	21,311
Denmark	18-lb boxes	19,107	9,431	17,637	11,023	20,454	24,618
Spain	18-lb boxes	2,327	5,512	3,919	15,677	14,207	11,390
Austria	18-lb boxes	2,572	490	2,205	1,715	6,001	2,939
Sweden	18-lb boxes	10,656	6,369	10,778	10,656	5,267	14,697
Finland	18-lb boxes	8,573	1,225	6,124	2,939	1,592	5,512
Ireland	18-lb boxes	1,470	4,409	2,450	612	1,470	1,960
Norway	18-lb boxes	4,042	4,654	5,022	7,839	857	1,102
Portugal	18-lb boxes	122	122	122	0	245	122
Czech Republic	18-lb boxes	0	0	0	0	122	245
Greece	18-lb boxes	0	122	245	1,592	0	122
United Arab Emirates	18-lb boxes	0	0	245	0	0	122
Lebanon	18-lb boxes	122	122	122	122	0	0
Senegal	18-lb boxes	0	122	122	245	0	0
Poland	18-lb boxes	0	0	122	0	0	0
Romania	18-lb boxes	0	0	0	0	0	122
Saudi Arabia	18-lb boxes	0	0	0	0	0	245
Slovenia	18-lb boxes	122	0	0	0	0	245
Estonia	18-lb boxes	0	0	0	0	0	0
Argentina	18-lb boxes	367	0	0	0	0	0
Kenya	18-lb boxes	122	0	0	0	0	0
Latvia	18-lb boxes	0	0	0	0	0	0
Malta	18-lb boxes	0	0	0	0	0	0
Morocco	18-lb boxes	0	0	0	0	0	0
New Caledonia	18-lb boxes	122	122	0	0	0	0

France Export Statistics							
Commodity: 08092095, Fresh Cherries (Excl. Sour Cherries 'Prunus Cerasus')							
Annual Series: 2000 - 2005							
Partner Country	Unit	Quantity					
		2000	2001	2002	2003	2004	2005
World	20-lb boxes	874,234	737,880	986,889	873,683	910,830	935,302
Italy	20-lb boxes	109,789	69,114	70,547	134,150	187,611	128,859
Germany	20-lb boxes	202,493	169,975	295,747	268,741	178,462	237,215
United Kingdom	20-lb boxes	193,564	248,789	232,255	153,220	157,298	170,967
Belgium	20-lb boxes	151,456	108,907	128,859	97,664	139,772	151,346
Switzerland	20-lb boxes	75,508	54,784	110,120	82,232	103,396	82,673
Netherlands	20-lb boxes	78,263	41,887	89,837	75,287	78,263	88,074
Luxembourg	20-lb boxes	18,519	15,102	15,432	15,102	21,054	19,180
Denmark	20-lb boxes	17,196	8,488	15,873	9,921	18,408	22,156
Spain	20-lb boxes	2,094	4,960	3,527	14,109	12,787	10,251
Austria	20-lb boxes	2,315	441	1,984	1,543	5,401	2,646
Sweden	20-lb boxes	9,590	5,732	9,700	9,590	4,740	13,228
Finland	20-lb boxes	7,716	1,102	5,512	2,646	1,433	4,960
Ireland	20-lb boxes	1,323	3,968	2,205	551	1,323	1,764
Norway	20-lb boxes	3,638	4,189	4,519	7,055	772	992
Portugal	20-lb boxes	110	110	110	0	220	110
Czech Republic	20-lb boxes	0	0	0	0	110	220
Greece	20-lb boxes	0	110	220	1,433	0	110
United Arab Emirates	20-lb boxes	0	0	220	0	0	110
Lebanon	20-lb boxes	110	110	110	110	0	0
Senegal	20-lb boxes	0	110	110	220	0	0
Poland	20-lb boxes	0	0	110	0	0	0
Romania	20-lb boxes	0	0	0	0	0	110
Saudi Arabia	20-lb boxes	0	0	0	0	0	220
Slovenia	20-lb boxes	110	0	0	0	0	220
Estonia	20-lb boxes	0	0	0	0	0	0
Argentina	20-lb boxes	331	0	0	0	0	0
Kenya	20-lb boxes	110	0	0	0	0	0
Latvia	20-lb boxes	0	0	0	0	0	0
Malta	20-lb boxes	0	0	0	0	0	0
Morocco	20-lb boxes	0	0	0	0	0	0
New Caledonia	20-lb boxes	110	110	0	0	0	0

Germany Export Statistics							
Commodity: 08092095, Fresh Cherries (Excl. Sour Cherries 'Prunus Cerasus')							
Annual Series: 2000 - 2005							
Partner Country	Unit	Quantity					
		2000	2001	2002	2003	2004	2005
World	18-lb boxes	492,361	430,142	230,013	371,843	869,715	432,347
France	18-lb boxes	97,125	72,139	65,036	70,792	295,906	63,076
Switzerland	18-lb boxes	125,417	114,027	57,197	94,063	201,476	64,423
Netherlands	18-lb boxes	88,429	116,844	67,240	124,682	150,403	126,152
Italy	18-lb boxes	6,124	12,615	7,839	15,310	76,794	25,965
Austria	18-lb boxes	27,925	24,496	18,739	26,210	46,052	35,396
Portugal	18-lb boxes	122	1,592	1,715	612	21,189	11,390
Belgium	18-lb boxes	47,031	47,276	3,184	10,288	16,045	4,899
Denmark	18-lb boxes	21,189	11,145	3,184	14,697	15,310	27,925
Sweden	18-lb boxes	13,228	7,104	245	122	13,962	23,761
United Kingdom	18-lb boxes	59,279	17,759	245	5,022	13,228	25,230
Finland	18-lb boxes	490	0	0	2,695	10,901	15,432
Poland	18-lb boxes	0	0	0	0	3,797	367
Luxembourg	18-lb boxes	245	2,082	1,347	2,205	2,450	367
Spain	18-lb boxes	1,592	367	2,205	4,532	980	612
Norway	18-lb boxes	0	0	0	612	857	7,349
Ireland	18-lb boxes	0	0	0	0	122	0
Slovakia	18-lb boxes	0	0	0	0	122	0
Greece	18-lb boxes	0	612	1,837	245	0	0
Czech Republic	18-lb boxes	2,082	2,082	0	0	0	0
Malta	18-lb boxes	0	0	0	0	0	0
Romania	18-lb boxes	2,082	0	0	0	0	0

Germany Export Statistics							
Commodity: 08092095, Fresh Cherries (Excl. Sour Cherries 'Prunus Cerasus')							
Annual Series: 2000 - 2005							
Partner Country	Unit	Quantity					
		2000	2001	2002	2003	2004	2005
World	20-lb boxes	443,125	387,128	207,012	334,658	782,743	389,112
France	20-lb boxes	87,412	64,925	58,532	63,713	266,316	56,768
Switzerland	20-lb boxes	112,876	102,624	51,477	84,657	181,328	57,981
Netherlands	20-lb boxes	79,586	105,159	60,516	112,214	135,362	113,537
Italy	20-lb boxes	5,512	11,354	7,055	13,779	69,114	23,369
Austria	20-lb boxes	25,132	22,046	16,865	23,589	41,446	31,856
Portugal	20-lb boxes	110	1,433	1,543	551	19,070	10,251
Belgium	20-lb boxes	42,328	42,549	2,866	9,259	14,440	4,409
Denmark	20-lb boxes	19,070	10,031	2,866	13,228	13,779	25,132
Sweden	20-lb boxes	11,905	6,393	220	110	12,566	21,385
United Kingdom	20-lb boxes	53,351	15,983	220	4,519	11,905	22,707
Finland	20-lb boxes	441	0	0	2,425	9,810	13,889
Poland	20-lb boxes	0	0	0	0	3,417	331
Luxembourg	20-lb boxes	220	1,874	1,213	1,984	2,205	331
Spain	20-lb boxes	1,433	331	1,984	4,079	882	551
Norway	20-lb boxes	0	0	0	551	772	6,614
Ireland	20-lb boxes	0	0	0	0	110	0
Slovakia	20-lb boxes	0	0	0	0	110	0
Greece	20-lb boxes	0	551	1,653	220	0	0
Czech Republic	20-lb boxes	1,874	1,874	0	0	0	0
Malta	20-lb boxes	0	0	0	0	0	0
Romania	20-lb boxes	1,874	0	0	0	0	0

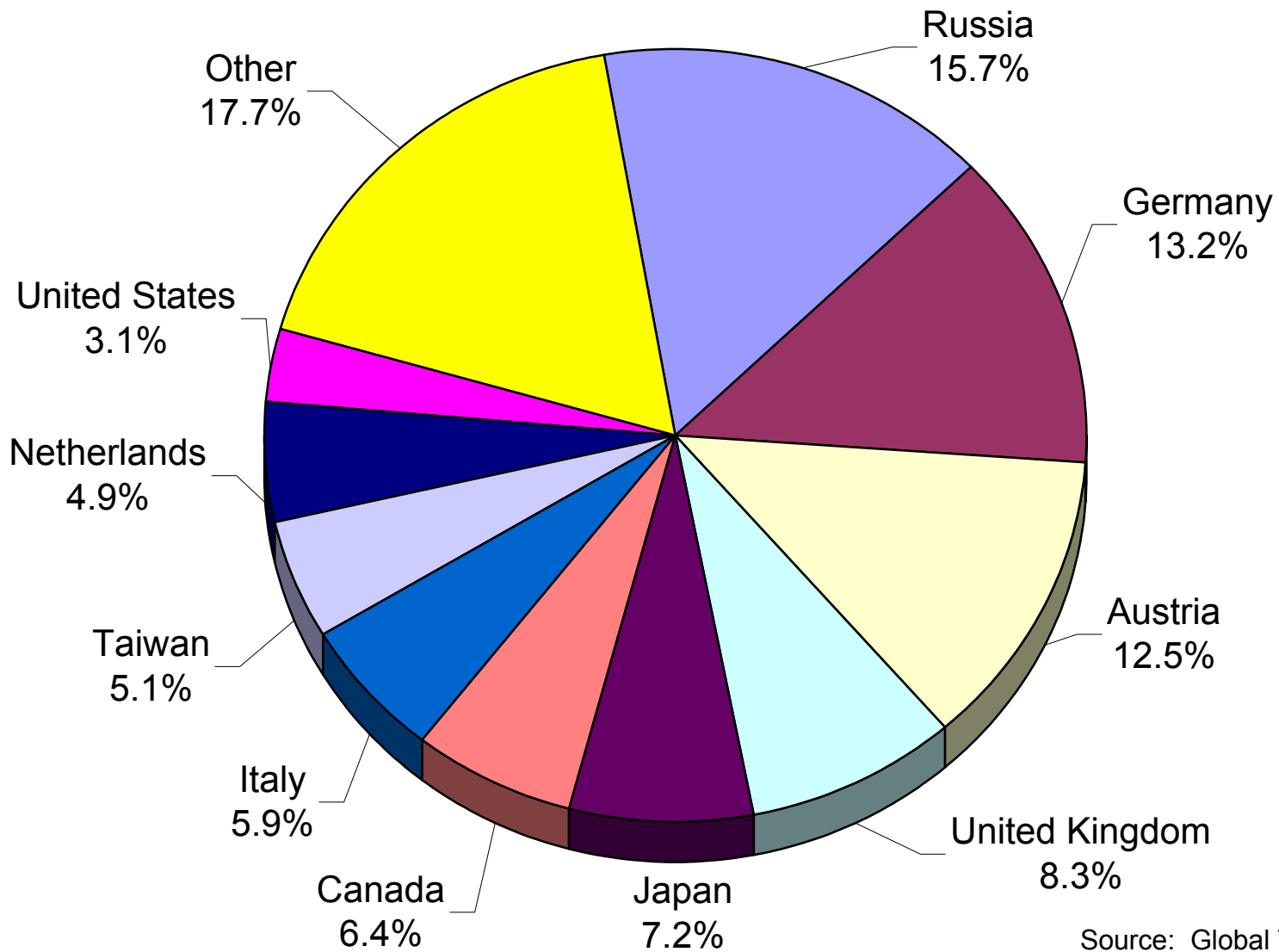
Netherlands Export Statistics							
Commodity: 08092095, Fresh Cherries (Excl. Sour Cherries 'Prunus Cerasus')							
Annual Series: 1999 - 2004							
Partner Country	Unit	Quantity					
		1999	2000	2001	2002	2003	2004
World	18-lb boxes	337,181	385,805	471,417	463,701	661,992	791,696
Germany	18-lb boxes	160,936	168,529	257,693	144,891	143,299	303,255
United Kingdom	18-lb boxes	19,719	42,500	37,478	49,726	82,673	119,048
France	18-lb boxes	12,370	7,104	27,925	58,667	173,796	101,289
Denmark	18-lb boxes	13,473	15,922	26,700	32,947	54,993	65,526
Belgium	18-lb boxes	41,520	80,468	24,128	79,978	55,115	49,726
Sweden	18-lb boxes	12,615	16,167	17,024	23,148	33,926	41,397
Finland	18-lb boxes	25,353	19,719	39,805	34,294	45,562	32,579
Spain	18-lb boxes	612	4,042	1,347	2,817	13,840	26,455
Italy	18-lb boxes	7,349	4,899	12,493	14,330	29,027	16,657
Norway	18-lb boxes	735	1,592	6,369	3,552	4,042	13,105
Latvia	18-lb boxes	20,576	10,656	5,512	3,552	3,062	3,184
Czech Republic	18-lb boxes	0	0	0	0	122	2,939
Poland	18-lb boxes	735	0	0	0	0	2,695
Austria	18-lb boxes	8,941	1,102	3,797	2,939	3,429	2,572
Russia	18-lb boxes	3,797	5,512	4,409	3,184	3,184	2,450
Greece	18-lb boxes	490	245	2,327	1,592	2,572	2,082
Ireland	18-lb boxes	1,592	1,837	1,225	1,715	2,939	2,082
Malta	18-lb boxes	735	735	857	612	1,225	857
Switzerland	18-lb boxes	1,960	245	612	2,082	6,614	612
Cyprus	18-lb boxes	0	0	0	0	0	612
Portugal	18-lb boxes	0	122	0	0	245	490
Hungary	18-lb boxes	0	0	122	122	122	367
Iceland	18-lb boxes	490	490	245	245	245	245
Lithuania	18-lb boxes	245	245	122	245	245	245
Not Determin Intra EU Trade	18-lb boxes	0	122	122	367	0	245
Estonia	18-lb boxes	2,450	1,715	0	1,837	980	245
Luxembourg	18-lb boxes	0	0	0	122	612	245
United Arab Emirates	18-lb boxes	122	980	490	0	0	122
Gibraltar	18-lb boxes	122	0	245	122	122	122
Romania	18-lb boxes	122	0	0	122	122	122
Slovenia	18-lb boxes	0	0	122	0	0	0
United States	18-lb boxes	0	0	122	0	0	0
Saudi Arabia	18-lb boxes	122	245	0	0	0	0
Belarus	18-lb boxes	0	122	0	122	0	0
Kenya	18-lb boxes	0	0	0	122	0	0
Congo Dem. Rep.	18-lb boxes	0	0	0	0	0	0
Croatia	18-lb boxes	0	0	0	0	122	0
Bulgaria	18-lb boxes	0	0	0	0	0	0
Qatar	18-lb boxes	0	0	0	0	0	0
Ukraine	18-lb boxes	0	0	0	0	0	0
Suriname	18-lb boxes	0	0	0	0	0	0
Yugoslavia	18-lb boxes	0	0	0	0	0	0
South Africa	18-lb boxes	0	0	0	0	0	0
Thailand	18-lb boxes	0	0	0	0	0	0
Turkey	18-lb boxes	0	0	0	0	0	0
Sierra Leone	18-lb boxes	0	122	0	0	0	0
Singapore	18-lb boxes	0	0	0	0	0	0
Slovakia	18-lb boxes	0	0	0	0	0	0
Macedonia	18-lb boxes	0	0	0	0	0	0
Malaysia	18-lb boxes	0	0	0	0	0	0
Nigeria	18-lb boxes	0	0	0	0	0	0
NL Antilles (Curacao)	18-lb boxes	0	0	0	0	0	0
Liberia	18-lb boxes	0	0	0	0	0	0
Faroe Islands	18-lb boxes	0	0	0	0	0	0
Gambia	18-lb boxes	0	0	0	0	0	0
Hong Kong	18-lb boxes	0	0	0	0	0	0
Kuwait	18-lb boxes	0	0	0	0	0	0
Kazakhstan	18-lb boxes	0	0	0	0	0	0
India	18-lb boxes	0	0	0	0	0	0
Indonesia	18-lb boxes	0	0	0	0	0	0
Israel	18-lb boxes	0	0	0	0	0	0
Egypt	18-lb boxes	0	0	0	0	0	0
Equatorial Guinea	18-lb boxes	0	0	0	0	0	0
Cameroon	18-lb boxes	0	0	0	0	0	0
Canada	18-lb boxes	0	0	0	0	0	0
Bahamas	18-lb boxes	0	0	0	0	0	0
Bahrain	18-lb boxes	0	122	0	0	0	0
Barbados	18-lb boxes	0	0	0	0	0	0
Bermuda	18-lb boxes	0	0	0	0	0	0
Albania	18-lb boxes	0	0	0	0	0	0
Argentina	18-lb boxes	0	0	0	0	0	0
Aruba	18-lb boxes	0	0	0	0	0	0

Netherlands Export Statistics							
Commodity: 08092095, Fresh Cherries (Excl. Sour Cherries 'Prunus Cerasus')							
Annual Series: 1999 - 2004							
Partner Country	Unit	Quantity					
		1999	2000	2001	2002	2003	2004
World	20-lb boxes	303,463	347,225	424,275	417,331	595,793	712,527
Germany	20-lb boxes	144,842	151,676	231,924	130,402	128,969	272,929
United Kingdom	20-lb boxes	17,747	38,250	33,730	44,753	74,405	107,144
France	20-lb boxes	11,133	6,393	25,132	52,800	156,416	91,160
Denmark	20-lb boxes	12,125	14,330	24,030	29,652	49,493	58,973
Belgium	20-lb boxes	37,368	72,421	21,715	71,980	49,604	44,753
Sweden	20-lb boxes	11,354	14,550	15,322	20,833	30,534	37,258
Finland	20-lb boxes	22,818	17,747	35,825	30,864	41,006	29,321
Spain	20-lb boxes	551	3,638	1,213	2,535	12,456	23,810
Italy	20-lb boxes	6,614	4,409	11,243	12,897	26,125	14,991
Norway	20-lb boxes	661	1,433	5,732	3,197	3,638	11,795
Latvia	20-lb boxes	18,519	9,590	4,960	3,197	2,756	2,866
Czech Republic	20-lb boxes	0	0	0	0	110	2,646
Poland	20-lb boxes	661	0	0	0	0	2,425
Austria	20-lb boxes	8,047	992	3,417	2,646	3,086	2,315
Russia	20-lb boxes	3,417	4,960	3,968	2,866	2,866	2,205
Greece	20-lb boxes	441	220	2,094	1,433	2,315	1,874
Ireland	20-lb boxes	1,433	1,653	1,102	1,543	2,646	1,874
Malta	20-lb boxes	661	661	772	551	1,102	772
Switzerland	20-lb boxes	1,764	220	551	1,874	5,952	551
Cyprus	20-lb boxes	0	0	0	0	0	551
Portugal	20-lb boxes	0	110	0	0	220	441
Hungary	20-lb boxes	0	0	110	110	110	331
Iceland	20-lb boxes	441	441	220	220	220	220
Lithuania	20-lb boxes	220	220	110	220	220	220
Not Determin Intra EU Trade	20-lb boxes	0	110	110	331	0	220
Estonia	20-lb boxes	2,205	1,543	0	1,653	882	220
Luxembourg	20-lb boxes	0	0	0	110	551	220
United Arab Emirates	20-lb boxes	110	882	441	0	0	110
Gibraltar	20-lb boxes	110	0	220	110	110	110
Romania	20-lb boxes	110	0	0	110	110	110
Slovenia	20-lb boxes	0	0	110	0	0	0
United States	20-lb boxes	0	0	110	0	0	0
Saudi Arabia	20-lb boxes	110	220	0	0	0	0
Belarus	20-lb boxes	0	110	0	110	0	0
Kenya	20-lb boxes	0	0	0	110	0	0
Congo Dem. Rep.	20-lb boxes	0	0	0	0	0	0
Croatia	20-lb boxes	0	0	0	0	110	0
Bulgaria	20-lb boxes	0	0	0	0	0	0
Qatar	20-lb boxes	0	0	0	0	0	0
Ukraine	20-lb boxes	0	0	0	0	0	0
Suriname	20-lb boxes	0	0	0	0	0	0
Yugoslavia	20-lb boxes	0	0	0	0	0	0
South Africa	20-lb boxes	0	0	0	0	0	0
Thailand	20-lb boxes	0	0	0	0	0	0
Turkey	20-lb boxes	0	0	0	0	0	0
Sierra Leone	20-lb boxes	0	110	0	0	0	0
Singapore	20-lb boxes	0	0	0	0	0	0
Slovakia	20-lb boxes	0	0	0	0	0	0
Macedonia	20-lb boxes	0	0	0	0	0	0
Malaysia	20-lb boxes	0	0	0	0	0	0
Nigeria	20-lb boxes	0	0	0	0	0	0
NL Antilles (Curacao)	20-lb boxes	0	0	0	0	0	0
Liberia	20-lb boxes	0	0	0	0	0	0
Faroe Islands	20-lb boxes	0	0	0	0	0	0
Gambia	20-lb boxes	0	0	0	0	0	0
Hong Kong	20-lb boxes	0	0	0	0	0	0
Kuwait	20-lb boxes	0	0	0	0	0	0
Kazakhstan	20-lb boxes	0	0	0	0	0	0
India	20-lb boxes	0	0	0	0	0	0
Indonesia	20-lb boxes	0	0	0	0	0	0
Israel	20-lb boxes	0	0	0	0	0	0
Egypt	20-lb boxes	0	0	0	0	0	0
Equatorial Guinea	20-lb boxes	0	0	0	0	0	0
Cameroon	20-lb boxes	0	0	0	0	0	0
Canada	20-lb boxes	0	0	0	0	0	0
Bahamas	20-lb boxes	0	0	0	0	0	0
Bahrain	20-lb boxes	0	110	0	0	0	0
Barbados	20-lb boxes	0	0	0	0	0	0
Bermuda	20-lb boxes	0	0	0	0	0	0
Albania	20-lb boxes	0	0	0	0	0	0
Argentina	20-lb boxes	0	0	0	0	0	0
Aruba	20-lb boxes	0	0	0	0	0	0

Belgium Export Statistics							
Commodity: 08092095, Fresh Cherries (Excl. Sour Cherries 'Prunus Cerasus')							
Annual Series: 1999 - 2004							
Partner Country	Unit	Quantity					
		1999	2000	2001	2002	2003	2004
World	18-lb boxes	191,800	274,350	231,116	290,885	552,865	502,649
Germany	18-lb boxes	25,720	25,230	10,778	78,753	150,525	139,380
Netherlands	18-lb boxes	95,900	155,057	85,489	85,612	138,522	110,108
Spain	18-lb boxes	0	1,592	10,778	245	5,512	90,389
Sweden	18-lb boxes	122	122	0	367	15,922	36,988
Norway	18-lb boxes	490	2,450	1,960	13,718	12,003	31,354
Denmark	18-lb boxes	857	1,102	14,820	24,618	20,699	24,741
Italy	18-lb boxes	1,715	13,718	23,516	27,680	46,052	23,516
France	18-lb boxes	34,294	19,229	32,457	23,638	139,257	17,882
Luxembourg	18-lb boxes	19,229	16,657	18,004	18,004	15,677	13,962
United Kingdom	18-lb boxes	10,043	34,906	24,373	16,290	4,899	10,043
Russia	18-lb boxes	122	367	0	245	490	2,327
Ireland	18-lb boxes	245	735	1,347	1,347	612	1,102
Austria	18-lb boxes	612	2,817	6,736	245	612	735
Lithuania	18-lb boxes	0	0	0	0	0	122
Japan	18-lb boxes	0	0	0	0	0	122
Iceland	18-lb boxes	0	0	0	0	0	122
Tunisia	18-lb boxes	0	0	735	0	0	0
Malta	18-lb boxes	0	0	0	0	0	0
Kenya	18-lb boxes	0	0	0	0	0	0
Switzerland	18-lb boxes	245	0	0	0	0	0
Latvia	18-lb boxes	2,327	0	0	0	0	0
Czech Republic	18-lb boxes	0	367	0	0	0	0
Estonia	18-lb boxes	245	0	0	0	0	0
Finland	18-lb boxes	0	122	0	0	1,960	0
Greece	18-lb boxes	0	0	0	0	0	0

Belgium Export Statistics							
Commodity: 08092095, Fresh Cherries (Excl. Sour Cherries 'Prunus Cerasus')							
Annual Series: 1999 - 2004							
Partner Country	Unit	Quantity					
		1999	2000	2001	2002	2003	2004
World	20-lb boxes	172,620	246,915	208,004	261,796	497,578	452,384
Germany	20-lb boxes	23,148	22,707	9,700	70,878	135,473	125,442
Netherlands	20-lb boxes	86,310	139,551	76,941	77,051	124,670	99,097
Spain	20-lb boxes	0	1,433	9,700	220	4,960	81,350
Sweden	20-lb boxes	110	110	0	331	14,330	33,289
Norway	20-lb boxes	441	2,205	1,764	12,346	10,803	28,219
Denmark	20-lb boxes	772	992	13,338	22,156	18,629	22,266
Italy	20-lb boxes	1,543	12,346	21,164	24,912	41,446	21,164
France	20-lb boxes	30,864	17,306	29,211	21,274	125,332	16,094
Luxembourg	20-lb boxes	17,306	14,991	16,204	16,204	14,109	12,566
United Kingdom	20-lb boxes	9,039	31,416	21,936	14,661	4,409	9,039
Russia	20-lb boxes	110	331	0	220	441	2,094
Ireland	20-lb boxes	220	661	1,213	1,213	551	992
Austria	20-lb boxes	551	2,535	6,063	220	551	661
Lithuania	20-lb boxes	0	0	0	0	0	110
Japan	20-lb boxes	0	0	0	0	0	110
Iceland	20-lb boxes	0	0	0	0	0	110
Tunisia	20-lb boxes	0	0	661	0	0	0
Malta	20-lb boxes	0	0	0	0	0	0
Kenya	20-lb boxes	0	0	0	0	0	0
Switzerland	20-lb boxes	220	0	0	0	0	0
Latvia	20-lb boxes	2,094	0	0	0	0	0
Czech Republic	20-lb boxes	0	331	0	0	0	0
Estonia	20-lb boxes	220	0	0	0	0	0
Finland	20-lb boxes	0	110	0	0	1,764	0
Greece	20-lb boxes	0	0	0	0	0	0

### Top Ten World Sweet Cherry Importers (2004)



Source: Global Trade Atlas

Reporting Countries Import Statistics (Partner Country: World)							
Commodity: 080920, Cherries, Sweet, Fresh							
Annual Series: 2000 - 2005							
Reporting Country	Unit	Quantity					
		2000	2001	2002	2003	2004	2005
Russia	18lb	-	-	495,365	1,987,184	3,707,219	
Germany	18lb	3,520,256	3,120,489	3,277,138	3,578,678	3,123,306	3,532,749
Austria	18lb	862,733	1,424,172	1,397,839	2,039,500	2,969,474	
United Kingdom	18lb	1,795,769	1,617,074	1,979,486	2,038,765	1,975,812	2,401,177
Japan	18lb	2,047,329	2,085,948	1,734,518	1,779,094	1,707,464	1,514,139
Canada	18lb	779,060	1,123,168	1,020,833	1,704,227	1,491,146	1,673,023
Italy	18lb	486,972	789,614	531,799	787,287	1,388,776	
Taiwan	18lb	1,115,207	1,276,282	1,039,357	1,446,003	1,210,166	
Netherlands	18lb	916,134	946,876	1,033,223	1,286,752	1,166,478	
United States	18lb	331,234	594,582	912,570	692,267	725,828	168,247
Hong Kong	18lb	417,904	644,918	729,455	898,487	676,608	616,553
France	18lb	612,634	532,656	529,594	722,619	669,341	587,158
Belgium	18lb	694,449	663,217	561,438	497,627	560,213	
Switzerland	18lb	576,049	360,296	394,833	321,313	433,691	304,571
Portugal	18lb	133,378	165,712	156,159	228,176	209,682	
Australia	18lb	53,298	87,084	116,732	216,403	194,913	185,057
Spain	18lb	44,704	51,808	57,075	117,579	182,614	
Sweden	18lb	129,826	113,904	105,698	133,011	161,426	
Brazil	18lb	134,655	126,286	117,633	77,265	138,569	211,527
Croatia	18lb			66,569	46,538	136,013	112,413
Denmark	18lb	107,046	85,245	98,840	109,740	125,662	
Norway	18lb	55,511	64,075	66,477	83,760	111,826	130,111
South Korea	18lb	23,733	25,121	31,899	84,585	93,876	
China	18lb	13,939	46,276	73,707	177,288	86,021	34,972
Singapore	18lb	47,766	63,443	63,811	78,018	63,933	
Finland	18lb	49,236	49,848	50,828	57,075	60,749	
Mexico	18lb	48,298	87,144	67,216	90,663	43,522	
Thailand	18lb	8,802	7,710	10,117	24,947	33,466	25,415
Ecuador	18lb		4,023	21,030	14,855	31,104	27,094
Malaysia	18lb	3,900	9,193	16,176	23,929	28,845	
Poland	18lb	6,736	2,695	4,532	2,695	28,170	
Luxembourg	18lb	35,151	29,640	30,742	29,517	24,006	
Greece	18lb	7,104	2,695	3,184	25,108	17,392	
Philippines	18lb	4,046	788	2,307	2,735	11,216	
Colombia	18lb	4,209	5,496	7,667	6,093	9,314	5,435
Venezuela	18lb	45,226	38,922	11,883	3,730	8,940	
Romania	18lb	19,107	245	4,164	1,347	8,328	20,699
Ireland	18lb	5,634	6,001	11,513	9,676	7,839	
Indonesia	18lb	10,149	2,526	8,837	12,368	7,108	
Argentina	18lb	10,694	4,101	-	3,792	5,606	8,894
Costa Rica	18lb	3,057	3,342	4,452	5,464	4,973	
Panama	18lb			4,080	3,120	4,245	
New Zealand	18lb	811	1,730	2,420	8,722	2,839	4,047
Peru	18lb	406	6,532	2,127	2,783	2,483	4,863
Turkey	18lb	18	-	1,990	-	1,928	
Uruguay	18lb			208	1,396	1,713	
South Africa	18lb	3,048	2,104	237	896	1,328	10,751
Guatemala	18lb			924	1,207	1,147	
Iceland	18lb	727	489	445	495	877	
India	18lb	249	537	940	256	716	
Morocco	18lb			1,248	843	323	
Algeria	18lb	224	0	183	-	208	-
Nicaragua	18lb					206	
Ukraine	18lb			3	24,120	15	11,235
Sri Lanka	18lb	-	-	1	139	0	2
Paraguay	18lb		494	113	-	-	-
Chile	18lb	0	-	-	-	-	-



Reporting Countries Import Statistics (Partner Country: World)							
Commodity: 080920, Cherries, Sweet, Fresh							
Annual Series: 2000 - 2005							
Reporting Country	Unit	Quantity					
		2000	2001	2002	2003	2004	2005
Russia	20lb	-	-	445,829	1,788,465	3,336,497	
Germany	20lb	3,168,231	2,808,440	2,949,424	3,220,810	2,810,975	3,179,474
Austria	20lb	776,460	1,281,754	1,258,055	1,835,550	2,672,526	
United Kingdom	20lb	1,616,192	1,455,367	1,781,537	1,834,889	1,778,230	2,161,059
Japan	20lb	1,842,597	1,877,353	1,561,067	1,601,184	1,536,718	1,362,725
Canada	20lb	701,154	1,010,851	918,750	1,533,804	1,342,032	1,505,721
Italy	20lb	438,274	710,653	478,619	708,558	1,249,898	
Taiwan	20lb	1,003,687	1,148,654	935,422	1,301,403	1,089,149	
Netherlands	20lb	824,520	852,188	929,900	1,158,076	1,049,831	
United States	20lb	298,111	535,124	821,313	623,040	653,245	151,422
Hong Kong	20lb	376,114	580,426	656,510	808,639	608,947	554,898
France	20lb	551,370	479,390	476,635	650,357	602,407	528,443
Belgium	20lb	625,004	596,895	505,294	447,864	504,192	
Switzerland	20lb	518,444	324,266	355,349	289,182	390,322	274,114
Portugal	20lb	120,040	149,141	140,543	205,358	188,714	
Australia	20lb	47,968	78,376	105,058	194,763	175,422	166,551
Spain	20lb	40,234	46,627	51,367	105,821	164,353	
Sweden	20lb	116,844	102,514	95,128	119,710	145,283	
Brazil	20lb	121,190	113,658	105,870	69,539	124,712	190,375
Croatia	20lb			59,912	41,885	122,412	101,171
Denmark	20lb	96,341	76,720	88,956	98,766	113,096	
Norway	20lb	49,960	57,668	59,829	75,384	100,644	117,100
South Korea	20lb	21,360	22,609	28,709	76,127	84,489	
China	20lb	12,545	41,649	66,336	159,559	77,419	31,475
Singapore	20lb	42,990	57,099	57,430	70,217	57,540	
Finland	20lb	44,312	44,864	45,745	51,367	54,674	
Mexico	20lb	43,468	78,430	60,495	81,596	39,170	
Thailand	20lb	7,922	6,939	9,105	22,452	30,120	22,873
Ecuador	20lb		3,621	18,927	13,369	27,994	24,384
Malaysia	20lb	3,510	8,274	14,558	21,536	25,961	
Poland	20lb	6,063	2,425	4,079	2,425	25,353	
Luxembourg	20lb	31,636	26,676	27,668	26,565	21,605	
Greece	20lb	6,393	2,425	2,866	22,597	15,653	
Philippines	20lb	3,641	709	2,076	2,461	10,095	
Colombia	20lb	3,788	4,946	6,900	5,484	8,383	4,892
Venezuela	20lb	40,703	35,030	10,695	3,357	8,046	
Romania	20lb	17,196	220	3,748	1,213	7,496	18,629
Ireland	20lb	5,071	5,401	10,362	8,708	7,055	
Indonesia	20lb	9,134	2,273	7,953	11,131	6,397	
Argentina	20lb	9,624	3,691	-	3,413	5,045	8,004
Costa Rica	20lb	2,751	3,008	4,007	4,918	4,476	
Panama	20lb			3,672	2,808	3,820	
New Zealand	20lb	730	1,557	2,178	7,849	2,555	3,642
Peru	20lb	365	5,879	1,914	2,505	2,235	4,377
Turkey	20lb	17	-	1,791	-	1,735	
Uruguay	20lb			187	1,257	1,542	
South Africa	20lb	2,744	1,893	213	806	1,195	9,676
Guatemala	20lb			832	1,087	1,032	
Iceland	20lb	654	440	401	445	789	
India	20lb	224	483	846	231	644	
Morocco	20lb			1,123	758	290	
Algeria	20lb	202	0	165	-	187	-
Nicaragua	20lb					185	
Ukraine	20lb			3	21,708	14	10,112
Sri Lanka	20lb	-	-	1	125	0	2
Paraguay	20lb		444	102	-	-	-
Chile	20lb	0	-	-	-	-	-

Russia Import Statistics							
Commodity: 08092095,							
Annual Series: 1999 - 2004							
		Quantity					
Partner Country	Unit	1999	2000	2001	2002	2003	2004
World	18-lb boxes	0	0	0	495,365	1,987,184	3,707,219
Poland	18-lb boxes	0	0	0	77,373	577,575	1,126,226
Uzbekistan	18-lb boxes	0	0	0	98,472	114,420	833,768
Turkey	18-lb boxes	0	0	0	48,077	276,155	301,574
Moldova	18-lb boxes	0	0	0	25,028	112,912	295,924
Syria	18-lb boxes	0	0	0	60,360	245,837	277,648
Azerbaijan	18-lb boxes	0	0	0	2,571	289,460	265,191
Romania	18-lb boxes	0	0	0	11,060	73,944	193,067
Ukraine	18-lb boxes	0	0	0	0	171,162	179,442
Kyrgyzstan	18-lb boxes	0	0	0	75,503	16,696	66,255
Greece	18-lb boxes	0	0	0	611	17,063	59,974
Armenia	18-lb boxes	0	0	0	47,383	25,691	26,605
Iran	18-lb boxes	0	0	0	6,448	12,208	24,694
Kazakhstan	18-lb boxes	0	0	0	4,299	1,741	23,034
Chile	18-lb boxes	0	0	0	3,258	7,552	8,987
Unidentified Country	18-lb boxes	0	0	0	11,086	23,838	8,146
Spain	18-lb boxes	0	0	0	18,757	6,120	7,355
Lebanon	18-lb boxes	0	0	0	0	4,370	2,255
Australia	18-lb boxes	0	0	0	111	23	1,572
Argentina	18-lb boxes	0	0	0	708	924	1,534
Netherlands	18-lb boxes	0	0	0	225	62	815
Tajikistan	18-lb boxes	0	0	0	1,001	354	599
New Zealand	18-lb boxes	0	0	0	320	49	508
United States	18-lb boxes	0	0	0	426	589	406
Hungary	18-lb boxes	0	0	0	0	0	402
Slovakia	18-lb boxes	0	0	0	0	0	337
Canada	18-lb boxes	0	0	0	42	550	188
European Union	18-lb boxes	0	0	0	0	0	139
Brazil	18-lb boxes	0	0	0	0	340	119
Mexico	18-lb boxes	0	0	0	0	0	89
South Africa	18-lb boxes	0	0	0	138	24	87
China	18-lb boxes	0	0	0	0	79	77
Colombia	18-lb boxes	0	0	0	0	160	61
Israel	18-lb boxes	0	0	0	83	61	59
France	18-lb boxes	0	0	0	860	377	58
Belgium	18-lb boxes	0	0	0	0	144	23
Costa Rica	18-lb boxes	0	0	0	0	7	0
Germany	18-lb boxes	0	0	0	9	0	0
Italy	18-lb boxes	0	0	0	1,155	387	0
Jordan	18-lb boxes	0	0	0	0	6,308	0

Russia Import Statistics							
Commodity: 08092095,							
Annual Series: 1999 - 2004							
		Quantity					
Partner Country	Unit	1999	2000	2001	2002	2003	2004
World	20-lb boxes	0	0	0	445,829	1,788,465	3,336,497
Poland	20-lb boxes	0	0	0	69,636	519,818	1,013,604
Uzbekistan	20-lb boxes	0	0	0	88,625	102,978	750,391
Turkey	20-lb boxes	0	0	0	43,269	248,539	271,416
Moldova	20-lb boxes	0	0	0	22,526	101,621	266,332
Syria	20-lb boxes	0	0	0	54,324	221,254	249,884
Azerbaijan	20-lb boxes	0	0	0	2,314	260,514	238,672
Romania	20-lb boxes	0	0	0	9,954	66,549	173,760
Ukraine	20-lb boxes	0	0	0	0	154,046	161,498
Kyrgyzstan	20-lb boxes	0	0	0	67,953	15,027	59,629
Greece	20-lb boxes	0	0	0	550	15,357	53,976
Armenia	20-lb boxes	0	0	0	42,645	23,122	23,944
Iran	20-lb boxes	0	0	0	5,804	10,987	22,225
Kazakhstan	20-lb boxes	0	0	0	3,869	1,567	20,730
Chile	20-lb boxes	0	0	0	2,933	6,797	8,088
Unidentified Country	20-lb boxes	0	0	0	9,977	21,455	7,331
Spain	20-lb boxes	0	0	0	16,881	5,508	6,619
Lebanon	20-lb boxes	0	0	0	0	3,933	2,030
Australia	20-lb boxes	0	0	0	100	21	1,415
Argentina	20-lb boxes	0	0	0	637	832	1,381
Netherlands	20-lb boxes	0	0	0	203	56	733
Tajikistan	20-lb boxes	0	0	0	901	319	539
New Zealand	20-lb boxes	0	0	0	288	44	458
United States	20-lb boxes	0	0	0	383	530	366
Hungary	20-lb boxes	0	0	0	0	0	362
Slovakia	20-lb boxes	0	0	0	0	0	304
Canada	20-lb boxes	0	0	0	38	495	169
European Union	20-lb boxes	0	0	0	0	0	125
Brazil	20-lb boxes	0	0	0	0	306	107
Mexico	20-lb boxes	0	0	0	0	0	80
South Africa	20-lb boxes	0	0	0	124	21	78
China	20-lb boxes	0	0	0	0	71	70
Colombia	20-lb boxes	0	0	0	0	144	55
Israel	20-lb boxes	0	0	0	74	55	53
France	20-lb boxes	0	0	0	774	339	52
Belgium	20-lb boxes	0	0	0	0	130	21
Costa Rica	20-lb boxes	0	0	0	0	7	0
Germany	20-lb boxes	0	0	0	8	0	0
Italy	20-lb boxes	0	0	0	1,039	348	0
Jordan	20-lb boxes	0	0	0	0	5,677	0

Germany Import Statistics  
Commodity: 08092095, Fresh Cherries (Excl. Sour Cherries 'Prunus Cerasus')  
Annual Series: 2000 - 2005

Partner Country	Unit	Quantity					
		2000	2001	2002	2003	2004	2005
World	18-lb boxes	3,520,256	3,120,489	3,277,138	3,578,678	3,123,306	3,532,749
Austria	18-lb boxes	179,920	394,623	572,951	1,092,502	1,327,169	1,084,663
Spain	18-lb boxes	654,521	601,856	848,159	697,878	660,890	645,580
Italy	18-lb boxes	1,072,415	506,936	565,847	706,574	208,457	712,698
Netherlands	18-lb boxes	153,832	208,580	146,728	172,449	202,456	139,380
Greece	18-lb boxes	493,218	182,859	455,250	145,381	149,423	337,549
France	18-lb boxes	240,424	156,772	285,986	232,340	140,237	174,653
Belgium	18-lb boxes	53,523	28,782	38,948	72,629	122,723	156,649
Czech Republic	18-lb boxes	57,565	43,602	36,253	72,384	96,757	23,638
Turkey	18-lb boxes	520,408	918,216	249,610	255,489	95,533	174,041
Hungary	18-lb boxes	5,389	25,230	4,409	10,533	54,748	6,246
Bulgaria	18-lb boxes	21,066	4,164	13,350	19,229	21,801	15,555
Canada	18-lb boxes	1,225	735	8,206	16,290	17,759	14,330
Poland	18-lb boxes	1,225	9,186	23,148	34,661	9,798	5,879
Chile	18-lb boxes	2,572	4,042	6,369	7,471	7,471	12,860
Sweden	18-lb boxes	7,471	8,206	0	2,327	2,327	0
Kenya	18-lb boxes	0	0	0	0	1,960	0
United States	18-lb boxes	5,512	3,429	1,102	2,082	1,347	1,592
Argentina	18-lb boxes	5,022	1,470	1,960	1,470	980	2,327
Australia	18-lb boxes	122	490	0	0	490	490
Syria	18-lb boxes	0	122	245	245	367	245
United Kingdom	18-lb boxes	6,859	5,267	2,817	490	245	13,473
Iran	18-lb boxes	0	0	2,572	3,307	245	612
Denmark	18-lb boxes	0	0	0	122	122	0
Cyprus	18-lb boxes	0	0	0	0	122	0
Romania	18-lb boxes	35,519	15,432	10,778	29,762	0	0
Yugoslavia	18-lb boxes	0	0	1,837	0	0	0
Portugal	18-lb boxes	367	0	490	245	0	0
Norway	18-lb boxes	1,225	0	122	0	0	0
New Zealand	18-lb boxes	0	0	122	0	0	0
Ireland	18-lb boxes	122	0	122	0	0	0
South Africa	18-lb boxes	367	122	0	122	0	122
Thailand	18-lb boxes	0	0	0	0	0	0
Uzbekistan	18-lb boxes	0	122	0	0	0	0
Estonia	18-lb boxes	0	0	0	0	0	367
Finland	18-lb boxes	122	0	0	0	0	0
Brazil	18-lb boxes	0	0	0	0	0	122
Jordan	18-lb boxes	0	0	0	122	0	122
Lebanon	18-lb boxes	0	0	0	0	0	612
Luxembourg	18-lb boxes	490	0	0	122	0	0
Moldova	18-lb boxes	0	0	0	857	0	0
Serbia	18-lb boxes	0	0	0	0	0	8,696
Serbia and Montenegro	18-lb boxes	0	0	0	1,960	0	0
Slovakia	18-lb boxes	0	0	0	0	0	122
Slovenia	18-lb boxes	0	0	0	0	0	122

Germany Import Statistics  
Commodity: 08092095, Fresh Cherries (Excl. Sour Cherries 'Prunus Cerasus')  
Annual Series: 2000 - 2005

Partner Country	Unit	Quantity					
		2000	2001	2002	2003	2004	2005
World	20-lb boxes	3,168,231	2,808,440	2,949,424	3,220,810	2,810,975	3,179,474
Austria	20-lb boxes	161,928	355,161	515,656	983,252	1,194,452	976,197
Spain	20-lb boxes	589,069	541,670	763,343	628,091	594,801	581,022
Italy	20-lb boxes	965,174	456,242	509,263	635,917	187,611	641,428
Netherlands	20-lb boxes	138,449	187,722	132,056	155,204	182,210	125,442
Greece	20-lb boxes	443,896	164,573	409,725	130,843	134,481	303,794
France	20-lb boxes	216,381	141,094	257,387	209,106	126,213	157,188
Belgium	20-lb boxes	48,171	25,904	35,053	65,366	110,450	140,984
Czech Republic	20-lb boxes	51,808	39,242	32,628	65,146	87,082	21,274
Turkey	20-lb boxes	468,367	826,394	224,649	229,940	85,979	156,637
Hungary	20-lb boxes	4,850	22,707	3,968	9,480	49,273	5,622
Bulgaria	20-lb boxes	18,960	3,748	12,015	17,306	19,621	13,999
Canada	20-lb boxes	1,102	661	7,385	14,661	15,983	12,897
Poland	20-lb boxes	1,102	8,267	20,833	31,195	8,818	5,291
Chile	20-lb boxes	2,315	3,638	5,732	6,724	6,724	11,574
Sweden	20-lb boxes	6,724	7,385	0	2,094	2,094	0
Kenya	20-lb boxes	0	0	0	0	1,764	0
United States	20-lb boxes	4,960	3,086	992	1,874	1,213	1,433
Argentina	20-lb boxes	4,519	1,323	1,764	1,323	882	2,094
Australia	20-lb boxes	110	441	0	0	441	441
Syria	20-lb boxes	0	110	220	220	331	220
United Kingdom	20-lb boxes	6,173	4,740	2,535	441	220	12,125
Iran	20-lb boxes	0	0	2,315	2,976	220	551
Denmark	20-lb boxes	0	0	0	110	110	0
Cyprus	20-lb boxes	0	0	0	0	110	0
Romania	20-lb boxes	31,967	13,889	9,700	26,786	0	0
Yugoslavia	20-lb boxes	0	0	1,653	0	0	0
Portugal	20-lb boxes	331	0	441	220	0	0
Norway	20-lb boxes	1,102	0	110	0	0	0
New Zealand	20-lb boxes	0	0	110	0	0	0
Ireland	20-lb boxes	110	0	110	0	0	0
South Africa	20-lb boxes	331	110	0	110	0	110
Thailand	20-lb boxes	0	0	0	0	0	0
Uzbekistan	20-lb boxes	0	110	0	0	0	0
Estonia	20-lb boxes	0	0	0	0	0	331
Finland	20-lb boxes	110	0	0	0	0	0
Brazil	20-lb boxes	0	0	0	0	0	110
Jordan	20-lb boxes	0	0	0	110	0	110
Lebanon	20-lb boxes	0	0	0	0	0	551
Luxembourg	20-lb boxes	441	0	0	110	0	0
Moldova	20-lb boxes	0	0	0	772	0	0
Serbia	20-lb boxes	0	0	0	0	0	7,826
Serbia and Montenegro	20-lb boxes	0	0	0	1,764	0	0
Slovakia	20-lb boxes	0	0	0	0	0	110
Slovenia	20-lb boxes	0	0	0	0	0	110

Austria Import Statistics							
Commodity: 08092095, Fresh Cherries (Excl. Sour Cherries 'Prunus Cerasus')							
Annual Series: 1999 - 2004							
Partner Country	Unit	Quantity					
		1999	2000	2001	2002	2003	2004
World	18-lb boxes	1,109,649	862,733	1,424,172	1,397,839	2,039,500	2,969,474
Turkey	18-lb boxes	1,008,482	667,871	1,252,825	1,288,589	1,912,491	2,809,150
Italy	18-lb boxes	14,330	91,001	55,237	28,660	17,637	43,480
Germany	18-lb boxes	14,575	40,663	32,947	18,004	31,354	42,745
Spain	18-lb boxes	21,801	9,186	28,415	28,905	40,050	23,148
United Kingdom	18-lb boxes	0	0	0	0	122	15,677
Hungary	18-lb boxes	29,150	18,372	23,516	4,164	19,107	12,493
Netherlands	18-lb boxes	4,409	1,592	980	612	980	4,899
Serbia and Montenegro	18-lb boxes	0	0	0	0	2,817	4,777
Bulgaria	18-lb boxes	0	0	0	4,287	5,389	4,532
Czech Republic	18-lb boxes	4,899	6,369	18,739	5,879	3,797	4,287
Greece	18-lb boxes	3,919	12,493	490	6,614	0	1,960
Belgium	18-lb boxes	857	735	367	245	735	1,592
France	18-lb boxes	1,592	4,409	612	2,450	3,184	490
Slovakia	18-lb boxes	0	612	490	0	857	245
Romania	18-lb boxes	5,512	9,553	9,431	7,226	0	0
Syria	18-lb boxes	0	0	122	0	0	0
Yugoslavia	18-lb boxes	0	0	0	1,470	0	0
Sweden	18-lb boxes	0	0	0	245	0	0
Chile	18-lb boxes	0	0	0	0	0	0
Iran	18-lb boxes	0	0	0	612	857	0
Argentina	18-lb boxes	0	0	0	0	0	0
Not Determin Intra EU Trade	18-lb boxes	0	0	0	0	0	0
Poland	18-lb boxes	0	0	0	0	0	0

Austria Import Statistics							
Commodity: 08092095, Fresh Cherries (Excl. Sour Cherries 'Prunus Cerasus')							
Annual Series: 1999 - 2004							
Partner Country	Unit	Quantity					
		1999	2000	2001	2002	2003	2004
World	20-lb boxes	998,684	776,460	1,281,754	1,258,055	1,835,550	2,672,526
Turkey	20-lb boxes	907,634	601,084	1,127,543	1,159,730	1,721,241	2,528,235
Italy	20-lb boxes	12,897	81,901	49,714	25,794	15,873	39,132
Germany	20-lb boxes	13,117	36,596	29,652	16,204	28,219	38,470
Spain	20-lb boxes	19,621	8,267	25,573	26,014	36,045	20,833
United Kingdom	20-lb boxes	0	0	0	0	110	14,109
Hungary	20-lb boxes	26,235	16,535	21,164	3,748	17,196	11,243
Netherlands	20-lb boxes	3,968	1,433	882	551	882	4,409
Serbia and Montenegro	20-lb boxes	0	0	0	0	2,535	4,299
Bulgaria	20-lb boxes	0	0	0	3,858	4,850	4,079
Czech Republic	20-lb boxes	4,409	5,732	16,865	5,291	3,417	3,858
Greece	20-lb boxes	3,527	11,243	441	5,952	0	1,764
Belgium	20-lb boxes	772	661	331	220	661	1,433
France	20-lb boxes	1,433	3,968	551	2,205	2,866	441
Slovakia	20-lb boxes	0	551	441	0	772	220
Romania	20-lb boxes	4,960	8,598	8,488	6,504	0	0
Syria	20-lb boxes	0	0	110	0	0	0
Yugoslavia	20-lb boxes	0	0	0	1,323	0	0
Sweden	20-lb boxes	0	0	0	220	0	0
Chile	20-lb boxes	0	0	0	0	0	0
Iran	20-lb boxes	0	0	0	551	772	0
Argentina	20-lb boxes	0	0	0	0	0	0
Not Determin Intra EU Trade	20-lb boxes	0	0	0	0	0	0
Poland	20-lb boxes	0	0	0	0	0	0

United Kingdom Import Statistics  
Commodity: 08092095, Fresh Cherries (Excl. Sour Cherries 'Prunus Cerasus')  
Annual Series: 2000 - 2005

Partner Country	Unit	Quantity					
		2000	2001	2002	2003	2004	2005
World	18-lb boxes	1,795,769	1,617,074	1,979,486	2,038,765	1,975,812	2,401,177
Turkey	18-lb boxes	210,784	354,818	462,599	580,422	641,294	696,041
United States	18-lb boxes	329,833	387,397	235,280	311,583	408,463	316,483
Spain	18-lb boxes	708,044	352,614	698,736	515,509	297,866	666,524
France	18-lb boxes	237,239	132,521	189,351	143,911	179,185	196,577
Chile	18-lb boxes	32,457	37,846	37,601	81,203	84,510	96,512
Netherlands	18-lb boxes	59,892	30,497	70,425	100,309	78,753	68,710
Canada	18-lb boxes	16,902	67,240	49,971	75,691	74,956	27,925
Argentina	18-lb boxes	28,660	48,869	73,854	58,177	72,752	68,710
Italy	18-lb boxes	82,305	75,569	82,917	77,773	58,789	130,929
Greece	18-lb boxes	32,089	77,896	28,170	57,932	31,477	48,379
Belgium	18-lb boxes	13,840	6,124	9,063	14,575	16,902	22,658
Sweden	18-lb boxes	0	2,939	0	0	11,268	1,715
Germany	18-lb boxes	245	1,347	0	7,839	6,124	20,454
Iran	18-lb boxes	20,821	4,777	6,736	2,205	3,552	1,592
Australia	18-lb boxes	9,186	17,269	13,473	3,429	3,184	5,879
Bulgaria	18-lb boxes	4,777	4,654	6,736	0	1,715	8,573
New Zealand	18-lb boxes	980	1,102	2,695	245	1,592	2,695
Ireland	18-lb boxes	735	1,347	490	122	980	9,063
Poland	18-lb boxes	0	0	0	0	980	0
Estonia	18-lb boxes	0	0	0	0	735	0
Portugal	18-lb boxes	0	0	3,062	2,205	490	0
Colombia	18-lb boxes	0	367	0	0	367	0
South Africa	18-lb boxes	3,429	2,205	7,471	1,225	0	490
Uruguay	18-lb boxes	0	0	735	0	0	0
Brazil	18-lb boxes	0	0	367	245	0	0
Austria	18-lb boxes	0	1,470	0	0	0	9,553
Israel	18-lb boxes	0	245	0	0	0	122
Hungary	18-lb boxes	1,837	8,084	0	0	0	0
Antigua & Barbuda	18-lb boxes	0	0	0	1,102	0	0
Switzerland	18-lb boxes	0	0	0	0	0	0
Syria	18-lb boxes	0	0	0	1,592	0	0
Norway	18-lb boxes	1,592	0	0	1,225	0	1,592
Lebanon	18-lb boxes	0	122	0	0	0	0
Mexico	18-lb boxes	0	0	0	0	0	0

United Kingdom Import Statistics  
Commodity: 08092095, Fresh Cherries (Excl. Sour Cherries 'Prunus Cerasus')  
Annual Series: 2000 - 2005

Partner Country	Unit	Quantity					
		2000	2001	2002	2003	2004	2005
World	18-lb boxes	1,616,192	1,455,367	1,781,537	1,834,889	1,778,230	2,161,059
Turkey	18-lb boxes	189,706	319,336	416,339	522,380	577,164	626,437
United States	18-lb boxes	296,849	348,657	211,752	280,425	367,617	284,834
Spain	18-lb boxes	637,240	317,352	628,862	463,958	268,079	599,872
France	18-lb boxes	213,516	119,269	170,416	129,520	161,266	176,919
Chile	18-lb boxes	29,211	34,061	33,841	73,082	76,059	86,861
Netherlands	18-lb boxes	53,902	27,447	63,382	90,278	70,878	61,839
Canada	18-lb boxes	15,212	60,516	44,974	68,122	67,461	25,132
Argentina	18-lb boxes	25,794	43,982	66,469	52,359	65,477	61,839
Italy	18-lb boxes	74,075	68,012	74,626	69,996	52,910	117,836
Greece	18-lb boxes	28,880	70,106	25,353	52,139	28,329	43,541
Belgium	18-lb boxes	12,456	5,512	8,157	13,117	15,212	20,393
Sweden	18-lb boxes	0	2,646	0	0	10,141	1,543
Germany	18-lb boxes	220	1,213	0	7,055	5,512	18,408
Iran	18-lb boxes	18,739	4,299	6,063	1,984	3,197	1,433
Australia	18-lb boxes	8,267	15,542	12,125	3,086	2,866	5,291
Bulgaria	18-lb boxes	4,299	4,189	6,063	0	1,543	7,716
New Zealand	18-lb boxes	882	992	2,425	220	1,433	2,425
Ireland	18-lb boxes	661	1,213	441	110	882	8,157
Poland	18-lb boxes	0	0	0	0	882	0
Estonia	18-lb boxes	0	0	0	0	661	0
Portugal	18-lb boxes	0	0	2,756	1,984	441	0
Colombia	18-lb boxes	0	331	0	0	331	0
South Africa	18-lb boxes	3,086	1,984	6,724	1,102	0	441
Uruguay	18-lb boxes	0	0	661	0	0	0
Brazil	18-lb boxes	0	0	331	220	0	0
Austria	18-lb boxes	0	1,323	0	0	0	8,598
Israel	18-lb boxes	0	220	0	0	0	110
Hungary	18-lb boxes	1,653	7,275	0	0	0	0
Antigua & Barbuda	18-lb boxes	0	0	0	992	0	0
Switzerland	18-lb boxes	0	0	0	0	0	0
Syria	18-lb boxes	0	0	0	1,433	0	0
Norway	18-lb boxes	1,433	0	0	1,102	0	1,433
Lebanon	18-lb boxes	0	110	0	0	0	0
Mexico	18-lb boxes	0	0	0	0	0	0



Japan Import Statistics							
Commodity: 080920, Cherries, Sweet Or Tart, Fresh							
Annual Series: 2000 - 2005							
Partner Country	Unit	Quantity					
		2000	2001	2002	2003	2004	2005
World	18-lb boxes	2,047,329	2,085,948	1,734,518	1,779,094	1,707,464	1,514,139
United States	18-lb boxes	2,045,579	2,059,850	1,706,931	1,763,605	1,685,865	1,501,167
Chile	18-lb boxes	0	25,505	26,938	15,196	21,599	12,858
New Zealand	18-lb boxes	1,751	414	649	293	0	79
Australia	18-lb boxes	0	0	0	0	0	36
Thailand	18-lb boxes	0	180	0	0	0	0

Japan Import Statistics							
Commodity: 080920, Cherries, Sweet Or Tart, Fresh							
Annual Series: 2000 - 2005							
Partner Country	Unit	Quantity					
		2000	2001	2002	2003	2004	2005
World	20-lb boxes	1,842,597	1,877,353	1,561,067	1,601,184	1,536,718	1,362,725
United States	20-lb boxes	1,841,021	1,853,865	1,536,238	1,587,244	1,517,279	1,351,050
Chile	20-lb boxes	0	22,954	24,244	13,677	19,439	11,572
New Zealand	20-lb boxes	1,576	372	584	263	0	71
Australia	20-lb boxes	0	0	0	0	0	32
Thailand	20-lb boxes	0	162	0	0	0	0

Canada Import Statistics  
Commodity: 0809203900, Cherries, fresh, nes, in their natural state  
Annual Series: 2000 - 2005

Partner Country	Unit	Quantity					
		2000	2001	2002	2003	2004	2005
World	18-lb boxes	779,060	1,123,168	1,020,833	1,704,227	1,491,146	1,673,023
United States	18-lb boxes	737,437	1,081,755	962,888	1,598,649	1,431,409	1,542,401
Chile	18-lb boxes	18,768	29,692	48,006	98,136	51,292	117,280
Argentina	18-lb boxes	20,862	10,321	9,055	2,853	4,129	8,231
Colombia	18-lb boxes	48	109	43	1,406	2,721	1,591
New Zealand	18-lb boxes	683	150	2	0	741	2,000
Switzerland	18-lb boxes	285	0	0	0	431	59
Peru	18-lb boxes	0	0	0	0	340	278
Bolivia	18-lb boxes	0	0	0	0	48	0
Moldova	18-lb boxes	0	0	0	96	18	15
Brazil	18-lb boxes	0	292	0	0	16	0
Turkey	18-lb boxes	270	0	0	0	0	0
Mexico	18-lb boxes	171	751	532	0	0	0
Honduras	18-lb boxes	0	0	265	0	0	0
Israel	18-lb boxes	0	0	24	0	0	0
Costa Rica	18-lb boxes	0	24	17	0	0	0
Spain	18-lb boxes	1	3	0	44	0	0
Syria	18-lb boxes	10	0	0	0	0	0
Vietnam	18-lb boxes	2	0	0	0	0	0
Antigua & Barbuda	18-lb boxes	0	0	0	440	0	0
Dominican Republic	18-lb boxes	0	0	0	80	0	0
Ecuador	18-lb boxes	466	0	0	1,675	0	0
France	18-lb boxes	0	0	0	0	0	3
Guatemala	18-lb boxes	0	0	0	21	0	0
Belgium	18-lb boxes	0	19	0	0	0	0
Canada	18-lb boxes	0	0	0	0	0	363
Italy	18-lb boxes	0	27	0	0	0	97
Jamaica	18-lb boxes	0	0	0	647	0	0
Maldives	18-lb boxes	0	0	0	95	0	0
Mali	18-lb boxes	0	0	0	70	0	0
Iran	18-lb boxes	0	0	0	0	0	73
Netherlands	18-lb boxes	59	26	0	13	0	631

Canada Import Statistics  
Commodity: 0809203900, Cherries, fresh, nes, in their natural state  
Annual Series: 2000 - 2005

Partner Country	Unit	Quantity					
		2000	2001	2002	2003	2004	2005
World	20-lb boxes	701,154	1,010,851	918,750	1,533,804	1,342,032	1,505,721
United States	20-lb boxes	663,693	973,579	866,599	1,438,784	1,288,268	1,388,161
Chile	20-lb boxes	16,891	26,723	43,205	88,322	46,163	105,552
Argentina	20-lb boxes	18,776	9,289	8,150	2,568	3,716	7,408
Colombia	20-lb boxes	43	98	39	1,266	2,449	1,432
New Zealand	20-lb boxes	614	135	2	0	667	1,800
Switzerland	20-lb boxes	257	0	0	0	388	53
Peru	20-lb boxes	0	0	0	0	306	250
Bolivia	20-lb boxes	0	0	0	0	43	0
Moldova	20-lb boxes	0	0	0	87	17	13
Brazil	20-lb boxes	0	262	0	0	14	0
Turkey	20-lb boxes	243	0	0	0	0	0
Mexico	20-lb boxes	154	676	479	0	0	0
Honduras	20-lb boxes	0	0	239	0	0	0
Israel	20-lb boxes	0	0	22	0	0	0
Costa Rica	20-lb boxes	0	22	15	0	0	0
Spain	20-lb boxes	1	3	0	40	0	0
Syria	20-lb boxes	9	0	0	0	0	0
Vietnam	20-lb boxes	2	0	0	0	0	0
Antigua & Barbuda	20-lb boxes	0	0	0	396	0	0
Dominican Republic	20-lb boxes	0	0	0	72	0	0
Ecuador	20-lb boxes	419	0	0	1,508	0	0
France	20-lb boxes	0	0	0	0	0	3
Guatemala	20-lb boxes	0	0	0	19	0	0
Belgium	20-lb boxes	0	17	0	0	0	0
Canada	20-lb boxes	0	0	0	0	0	327
Italy	20-lb boxes	0	24	0	0	0	87
Jamaica	20-lb boxes	0	0	0	582	0	0
Maldives	20-lb boxes	0	0	0	86	0	0
Mali	20-lb boxes	0	0	0	63	0	0
Iran	20-lb boxes	0	0	0	0	0	66
Netherlands	20-lb boxes	53	23	0	12	0	568

Italy Import Statistics							
Commodity: 08092095, Fresh Cherries (Excl. Sour Cherries 'Prunus Cerasus')							
Annual Series: 1999 - 2004							
Partner Country	Unit	Quantity					
		1999	2000	2001	2002	2003	2004
World	18-lb boxes	600,998	486,972	789,614	531,799	787,287	1,388,776
Turkey	18-lb boxes	105,576	35,151	355,431	145,749	284,393	557,519
Spain	18-lb boxes	234,300	255,979	248,262	213,724	200,741	376,497
France	18-lb boxes	92,471	86,102	55,727	71,650	147,831	198,292
Germany	18-lb boxes	18,004	9,676	27,680	28,537	26,823	61,606
Austria	18-lb boxes	31,354	1,960	25,720	6,736	12,615	58,299
Chile	18-lb boxes	21,556	15,555	13,962	18,127	24,863	30,007
Greece	18-lb boxes	67,118	23,516	10,656	612	15,677	26,945
Hungary	18-lb boxes	17,514	22,903	0	7,961	18,004	18,004
Romania	18-lb boxes	1,225	0	4,409	0	10,901	16,290
Netherlands	18-lb boxes	7,104	7,839	13,105	4,042	23,516	11,268
Belgium	18-lb boxes	3,674	14,330	15,922	11,758	7,594	7,716
Poland	18-lb boxes	0	0	0	0	0	7,226
Argentina	18-lb boxes	612	2,817	7,961	11,023	6,124	6,369
Bulgaria	18-lb boxes	0	1,592	3,797	0	2,939	3,919
United Kingdom	18-lb boxes	0	0	0	612	1,960	3,919
United States	18-lb boxes	245	612	857	735	1,960	1,960
Australia	18-lb boxes	0	367	1,347	1,470	612	1,592
Serbia and Montenegro	18-lb boxes	0	0	0	0	0	612
Lebanon	18-lb boxes	0	0	0	0	0	490
Slovenia	18-lb boxes	0	0	0	0	0	367
South Africa	18-lb boxes	0	0	122	122	0	122
Sweden	18-lb boxes	0	8,206	4,409	6,736	0	0
Yugoslavia	18-lb boxes	0	0	490	0	0	0
Iran	18-lb boxes	122	122	122	122	0	0
New Zealand	18-lb boxes	245	245	122	0	0	0
Syria	18-lb boxes	0	0	0	0	245	0
Switzerland	18-lb boxes	0	0	0	367	0	0
Portugal	18-lb boxes	0	0	0	857	0	0
Brazil	18-lb boxes	0	0	0	245	0	0
Canada	18-lb boxes	0	0	0	612	367	0
Antigua & Barbuda	18-lb boxes	0	0	0	0	122	0

Italy Import Statistics							
Commodity: 08092095, Fresh Cherries (Excl. Sour Cherries 'Prunus Cerasus')							
Annual Series: 1999 - 2004							
Partner Country	Unit	Quantity					
		1999	2000	2001	2002	2003	2004
World	20-lb boxes	540,899	438,274	710,653	478,619	708,558	1,249,898
Turkey	20-lb boxes	95,018	31,636	319,887	131,174	255,954	501,767
Spain	20-lb boxes	210,870	230,381	223,436	192,351	180,667	338,847
France	20-lb boxes	83,224	77,492	50,155	64,485	133,048	178,462
Germany	20-lb boxes	16,204	8,708	24,912	25,684	24,140	55,446
Austria	20-lb boxes	28,219	1,764	23,148	6,063	11,354	52,469
Chile	20-lb boxes	19,400	13,999	12,566	16,314	22,377	27,006
Greece	20-lb boxes	60,406	21,164	9,590	551	14,109	24,251
Hungary	20-lb boxes	15,763	20,613	0	7,165	16,204	16,204
Romania	20-lb boxes	1,102	0	3,968	0	9,810	14,661
Netherlands	20-lb boxes	6,393	7,055	11,795	3,638	21,164	10,141
Belgium	20-lb boxes	3,307	12,897	14,330	10,582	6,834	6,944
Poland	20-lb boxes	0	0	0	0	0	6,504
Argentina	20-lb boxes	551	2,535	7,165	9,921	5,512	5,732
Bulgaria	20-lb boxes	0	1,433	3,417	0	2,646	3,527
United Kingdom	20-lb boxes	0	0	0	551	1,764	3,527
United States	20-lb boxes	220	551	772	661	1,764	1,764
Australia	20-lb boxes	0	331	1,213	1,323	551	1,433
Serbia and Montenegro	20-lb boxes	0	0	0	0	0	551
Lebanon	20-lb boxes	0	0	0	0	0	441
Slovenia	20-lb boxes	0	0	0	0	0	331
South Africa	20-lb boxes	0	0	110	110	0	110
Sweden	20-lb boxes	0	7,385	3,968	6,063	0	0
Yugoslavia	20-lb boxes	0	0	441	0	0	0
Iran	20-lb boxes	110	110	110	110	0	0
New Zealand	20-lb boxes	220	220	110	0	0	0
Syria	20-lb boxes	0	0	0	0	220	0
Switzerland	20-lb boxes	0	0	0	331	0	0
Portugal	20-lb boxes	0	0	0	772	0	0
Brazil	20-lb boxes	0	0	0	220	0	0
Canada	20-lb boxes	0	0	0	551	331	0
Antigua & Barbuda	20-lb boxes	0	0	0	0	110	0

Taiwan Import Statistics							
Commodity: 080920, Cherries, Sweet Or Tart, Fresh							
Annual Series: 1999 - 2004							
Partner Country	Unit	Quantity					
		1999	2000	2001	2002	2003	2004
World	18-lb boxes	1,043,812	1,115,207	1,276,282	1,039,357	1,446,003	1,210,166
United States	18-lb boxes	902,796	906,940	1,028,440	812,161	1,184,644	897,173
New Zealand	18-lb boxes	42,078	44,587	61,178	50,335	73,826	108,094
Chile	18-lb boxes	61,293	95,170	88,631	104,952	143,273	106,712
Canada	18-lb boxes	19,705	49,250	51,833	54,689	27,167	78,922
Australia	18-lb boxes	17,818	19,139	45,747	16,824	17,090	19,264
Japan	18-lb boxes	0	0	0	0	4	1
Thailand	18-lb boxes	0	0	270	0	0	0
Switzerland	18-lb boxes	122	0	184	0	0	0
South Africa	18-lb boxes	0	0	0	397	0	0
Netherlands	18-lb boxes	0	122	0	0	0	0

Taiwan Import Statistics							
Commodity: 080920, Cherries, Sweet Or Tart, Fresh							
Annual Series: 1999 - 2004							
Partner Country	Unit	Quantity					
		1999	2000	2001	2002	2003	2004
World	20-lb boxes	939,431	1,003,687	1,148,654	935,422	1,301,403	1,089,149
United States	20-lb boxes	812,516	816,246	925,596	730,945	1,066,180	807,455
New Zealand	20-lb boxes	37,870	40,128	55,060	45,301	66,443	97,285
Chile	20-lb boxes	55,164	85,653	79,768	94,457	128,945	96,041
Canada	20-lb boxes	17,735	44,325	46,649	49,220	24,450	71,030
Australia	20-lb boxes	16,036	17,225	41,172	15,142	15,381	17,337
Japan	20-lb boxes	0	0	0	0	4	1
Thailand	20-lb boxes	0	0	243	0	0	0
Switzerland	20-lb boxes	110	0	165	0	0	0
South Africa	20-lb boxes	0	0	0	357	0	0
Netherlands	20-lb boxes	0	110	0	0	0	0

Netherlands Import Statistics							
Commodity: 08092095, Fresh Cherries (Excl. Sour Cherries 'Prunus Cerasus')							
Annual Series: 1999 - 2004							
Partner Country	Unit	Quantity					
		1999	2000	2001	2002	2003	2004
World	18-lb boxes	1,624,055	916,134	946,876	1,033,223	1,286,752	1,166,478
Turkey	18-lb boxes	0	0	0	0	0	357,145
Greece	18-lb boxes	526,899	318,442	235,157	419,119	303,010	340,366
Germany	18-lb boxes	198,659	111,087	56,095	61,361	156,772	154,444
Spain	18-lb boxes	113,047	84,755	71,160	104,596	61,361	70,792
France	18-lb boxes	117,579	116,109	69,567	107,658	117,089	58,299
Chile	18-lb boxes	0	0	0	0	0	47,031
Argentina	18-lb boxes	0	0	0	0	0	26,455
Czech Republic	18-lb boxes	0	0	0	0	0	24,863
Belgium	18-lb boxes	59,279	14,330	21,556	16,657	79,243	22,168
United States	18-lb boxes	0	0	0	0	0	14,942
United Kingdom	18-lb boxes	0	0	122	5,022	612	12,125
Not Determin Intra EU Trade	18-lb boxes	612	367	0	0	0	8,696
Sweden	18-lb boxes	0	0	0	0	0	8,696
Canada	18-lb boxes	0	0	0	0	0	7,716
Iran	18-lb boxes	0	0	0	0	0	4,777
Romania	18-lb boxes	0	0	0	0	0	2,082
Australia	18-lb boxes	0	0	0	0	0	1,592
Italy	18-lb boxes	25,108	56,585	4,409	11,390	24,251	1,470
New Zealand	18-lb boxes	0	0	0	0	0	735
Finland	18-lb boxes	0	0	0	0	0	735
Syria	18-lb boxes	0	0	0	0	0	612
Mexico	18-lb boxes	0	0	0	0	0	245
Denmark	18-lb boxes	122	0	245	0	0	122
Ireland	18-lb boxes	3,307	0	0	0	0	122
Austria	18-lb boxes	0	0	0	0	0	122
Switzerland	18-lb boxes	0	0	0	0	0	122
Non-EU Suppression	18-lb boxes	567,072	205,640	486,482	305,092	476,316	0
EU Suppression	18-lb boxes	12,370	8,941	2,205	2,327	68,098	0

Netherlands Import Statistics							
Commodity: 08092095, Fresh Cherries (Excl. Sour Cherries 'Prunus Cerasus')							
Annual Series: 1999 - 2004							
Partner Country	Unit	Quantity					
		1999	2000	2001	2002	2003	2004
World	20-lb boxes	1,461,650	824,520	852,188	929,900	1,158,076	1,049,831
Turkey	20-lb boxes	0	0	0	0	0	321,431
Greece	20-lb boxes	474,209	286,598	211,642	377,207	272,709	306,329
Germany	20-lb boxes	178,793	99,979	50,485	55,225	141,094	139,000
Spain	20-lb boxes	101,742	76,279	64,044	94,136	55,225	63,713
France	20-lb boxes	105,821	104,498	62,611	96,892	105,380	52,469
Chile	20-lb boxes	0	0	0	0	0	42,328
Argentina	20-lb boxes	0	0	0	0	0	23,810
Czech Republic	20-lb boxes	0	0	0	0	0	22,377
Belgium	20-lb boxes	53,351	12,897	19,400	14,991	71,319	19,952
United States	20-lb boxes	0	0	0	0	0	13,448
United Kingdom	20-lb boxes	0	0	110	4,519	551	10,913
Not Determin Intra EU Trade	20-lb boxes	551	331	0	0	0	7,826
Sweden	20-lb boxes	0	0	0	0	0	7,826
Canada	20-lb boxes	0	0	0	0	0	6,944
Iran	20-lb boxes	0	0	0	0	0	4,299
Romania	20-lb boxes	0	0	0	0	0	1,874
Australia	20-lb boxes	0	0	0	0	0	1,433
Italy	20-lb boxes	22,597	50,926	3,968	10,251	21,826	1,323
New Zealand	20-lb boxes	0	0	0	0	0	661
Finland	20-lb boxes	0	0	0	0	0	661
Syria	20-lb boxes	0	0	0	0	0	551
Mexico	20-lb boxes	0	0	0	0	0	220
Denmark	20-lb boxes	110	0	220	0	0	110
Ireland	20-lb boxes	2,976	0	0	0	0	110
Austria	20-lb boxes	0	0	0	0	0	110
Switzerland	20-lb boxes	0	0	0	0	0	110
Non-EU Suppression	20-lb boxes	510,365	185,076	437,834	274,583	428,684	0
EU Suppression	20-lb boxes	11,133	8,047	1,984	2,094	61,288	0

United States Import Statistics							
Commodity: 0809200020, Cherries, Sweet Varieties, Fresh							
Annual Series: 2000 - 2005							
Partner Country	Unit	Quantity					
		2000	2001	2002	2003	2004	2005
World	18-lb boxes	331,234	594,582	912,570	692,267	725,828	168,247
Chile	18-lb boxes	321,205	573,147	888,534	668,521	639,749	139,139
Canada	18-lb boxes	5,668	16,634	6,939	17,385	74,866	2,775
New Zealand	18-lb boxes	0	0	0	122	10,752	20,488
Germany	18-lb boxes	0	0	538	154	304	448
Australia	18-lb boxes	0	0	0	325	156	4,883
Poland	18-lb boxes	0	0	10,688	0	0	514
Argentina	18-lb boxes	217	0	2,773	2,048	0	0
Italy	18-lb boxes	3,821	2,548	1,274	0	0	0
Netherlands	18-lb boxes	0	0	1,274	959	0	0
Peru	18-lb boxes	0	0	551	0	0	0
Mexico	18-lb boxes	322	0	0	0	0	0
Brazil	18-lb boxes	0	0	0	214	0	0
Cocos (Keeling) Islands	18-lb boxes	0	2,254	0	0	0	0
Colombia	18-lb boxes	0	0	0	89	0	0
Turkey	18-lb boxes	0	0	0	2,450	0	0

United States Import Statistics							
Commodity: 0809200020, Cherries, Sweet Varieties, Fresh							
Annual Series: 2000 - 2005							
Partner Country	Unit	Quantity					
		2000	2001	2002	2003	2004	2005
World	20-lb boxes	298,111	535,124	821,313	623,040	653,245	151,422
Chile	20-lb boxes	289,085	515,832	799,680	601,669	575,774	125,225
Canada	20-lb boxes	5,101	14,971	6,245	15,646	67,379	2,497
New Zealand	20-lb boxes	0	0	0	110	9,677	18,439
Germany	20-lb boxes	0	0	484	139	274	403
Australia	20-lb boxes	0	0	0	292	141	4,394
Poland	20-lb boxes	0	0	9,619	0	0	463
Argentina	20-lb boxes	195	0	2,496	1,843	0	0
Italy	20-lb boxes	3,439	2,293	1,146	0	0	0
Netherlands	20-lb boxes	0	0	1,146	863	0	0
Peru	20-lb boxes	0	0	496	0	0	0
Mexico	20-lb boxes	290	0	0	0	0	0
Brazil	20-lb boxes	0	0	0	193	0	0
Cocos (Keeling) Islands	20-lb boxes	0	2,028	0	0	0	0
Colombia	20-lb boxes	0	0	0	80	0	0
Turkey	20-lb boxes	0	0	0	2,205	0	0



## US Fresh Sweet Cherry Tariffs

Country	2006 Tariff Rate	Notes
Australia	Free	
Canada	Free	
Hong Kong	Free	
Mexico	Free	
New Zealand	Free	
Singapore	Free	
Panama	1%	Significant progress in negotiations, yet are not at the stage of a final agreement. Sanitary/phytosanitary inspections still remain an obstacle.
Indonesia	5%	
Malaysia	5%	Looking at entering bilateral FTA negotiations.
South Africa, Republic	5%	US - Southern African Customs Union (SACU) -- Botswana, Lesotho, Namibia, South Africa, and Swaziland, negotiations are still ongoing.
Philippines	7%	
Taiwan	7.5%	
Japan	8.5%	
Brazil	10%	
China	10%	
Korea, Republic of	24%	US - Korea FTA talks began February 2006
India	30%	
Thailand	40% or 33.50 THB/kg (US\$0.85/kg), whichever is higher	US - Thailand FTA negotiations are still ongoing.
Norway	5.57 NOK/kg (US\$0.83/kg)	
EU Countries <i>Belgium-Luxembourg</i> <i>France</i> <i>Germany</i> <i>Netherlands</i> <i>Sweden</i> <i>United Kingdom</i>	see note	Within quota, tariff rate is 4% (May 21 to July 15); above quota tariff is 12% plus additional duty depending on date of entry and entry price